

Product information – OpDAT Wall distributor B with a splice tray on both sides for FTTH applications



Product description

The OpDAT wall distributor with splice tray on both sides is a distributor specially designed for FTTH applications. It is typically placed in the technical room, serves as a building transfer point, and at the same time as a distribution point for the building cabling. On the connection side of the wall distributor, the external or installation cables are spliced onto pigtailed. The plugs of the pigtailed are placed onto couplers. On the side of the home, all cables from the individual apartments are placed on a splice tray with 4 pigtailed. The desired connections can be switched directly via the pigtailed via the patch panel without additional patch cords.

Properties

- > Surface mount housings with two lockable swing doors. Two different locks for the separation between mains and building cabling.
- > Simple, space-saving wall mounting. Doors can be removed for assembly.
- > Connection side for 2 splice trays. An included cable infeed for two M20 cable glands can be mounted either upwards or downwards.
- > Side of the home for up to 24 fibers (max. 6 splice trays). A suitable cable infeed with brush protection for max. 6 single cables is included and can be mounted at the top or bottom as required.
- > With LC duplex or SC duplex couplers. Unused outbreaks in the patch panel are closed off with blind plugs.
- > Pigtailed with bending-resistant single-mode fiber according to ITU-T G.657.A22

Areas of use

- > As transfer and distribution point for FTTH connections

TECHNICAL DATA

MECHANICAL PROPERTIES

Housing	Sheet steel powder-coated, light gray RAL 7035
Patch panel	Sheet steel powder-coated, light gray RAL 7035 Adapter positions are numbered
Dimensions WxHxD mm	300 mm x 300 mm x 100 mm
Weight (empty)	3.1 kg
Type of protection according to IEC 60529	IP20
Capacities	Adapters Max. 24 x LC-Duplex
	Splice trays Side of the Home: max. 8 splice trays mit je 4 Pigtails Connection side: max. 3 splice trays

DELIVERY CONTENTS

- > equipped with splice trays, crimp splice holders, pigtails and couplers
- > SM pigtails are stored in splice trays ready for splicing. Pigtail plugs cleaned and plugged into couplers, assignment according to colour code IEC 60304.
- > 1 cable infeed for 2x M20, included
- > 2 cable glands M20 with clamping range 7 to 12 mm
- > 1 cable infeed with brush protection for 6 single cable, included
- > cable guides, cable tie, spiral hoses
- > material for wall mounting

ASSEMBLY AND CAPACITANCE




SIDE OF THE HOME				CONNECTION SIDE		
Number of apartments = Number of cables	Number of splice trays	Number of pigtails	Number of Couplers ¹⁾	Number of pigtails	Number of splice trays	Examples connection cable
1	1	4	6	4		
2	2	8	6	8	1	1x Universalkabel 1x12
3	3	12	6	12		
4	4	16	12	16		1x Universalkabel 1x24
5	5	20	12	20	2	2x Universalkabel 1x12
6	6	24	12	24		

¹⁾ The number of couplers is specified at 6 or 12, in order to facilitate a subsequent retrofitting.

Order information

Type of coupler	SIDE OF THE HOME			CONNECTION SIDE			Part number
	Number of splice trays	Number of pigtails	Number of coupler	Number of pigtails	Number of splice trays		
LC-D APC (green)	1	4	6	4		150349760611-E	
	2	8	6	8	1	150349760621-E	
	3	12	6	12		150349760631-E	
	4	16	12	16		150349761242-E	
	5	20	12	20	2	150349761252-E	
	6	24	12	24		150349761262-E	
LC-D UPC (blue)	1	4	6	4		150349740611-E	
	2	8	6	8	1	150349740621-E	
	3	12	6	12		150349740631-E	
	4	16	12	16		150349741242-E	
	5	20	12	20	2	150349741252-E	
	6	24	12	24		150349741262-E	
SC-D APC (green)	1	4	6	4		150349F20611-E	
	2	8	6	8	1	150349F20621-E	
	3	12	6	12		150349F20631-E	
	4	16	12	16		150349F21242-E	
	5	20	12	20	2	150349F21252-E	
	6	24	12	24		150349F21262-E	
SC-D UPC (blue)	1	4	6	4		150349E20611-E	
	2	8	6	8	1	150349E20621-E	
	3	12	6	12		150349E20631-E	
	4	16	12	16		130349E21242-E	
	5	20	12	20	2	150349E21252-E	
	6	24	12	24		150349E21262-E	

Order information

OPTIONAL ACCESSORIES / SPARE PARTS		PART NUMBER
	for 1x M25	15032Z003-E
		
Cable infeeds	for 2x M20	15032Z001-E
		
	for 6 single cables	15032Z006-E
		
Cable glands	M20 (Clamping range 7 to 12 mm)	150811M20-E
	M25 (Clamping range 10 to 16 mm)	150811M25-E
Crimp splice protection	Packing unit with 12 pieces	15090401-E
	Packing unit with 150 pieces	15090401-I

METZ CONNECT GmbH is member of the following organizations and associations.



METZ CONNECT GmbH

Im Tal 2
78176 Blumberg
Germany

Phone +49 7702 533-0
Fax +49 7702 533-189

info@metz-connect.com
www.metz-connect.com

METZ CONNECT USA Inc.

200 Tornillo Way
Tinton Falls, NJ 07712
USA

Phone +1-732-389-1300
Fax +1-732-389-9066

METZ CONNECT France SAS

28, Rue Schweighaeuser
67000 Strasbourg
France

Phone +33 3886 170 73
Fax +33 3886 194 73

METZ CONNECT Zhongshan Ltd.

Ping Chang Road
Ping Pu Industrial Park
Sanxiang Town
Zhongshan City, 528463
Guangdong Province
China

Phone +86 760 86365 055
Fax +86 760 86365 050

METZ CONNECT Asia Pacific Ltd.

Suite 1803, 18/F
Chinachem Hollywood Centre,
1 Hollywood Road, Central
Hong Kong

Phone +852 26 027 300
Fax +852 27 257 522

