

Product information

Interface modules

create the connection between control and load.



Coupling relay KRA-F

METZ CONNECT interface modules are the ideal separation between logic and load in control and automation technology. The coupling relay series KRA-F is designed for DIN rail mounting and equipped with innovative spring clamp technology. In addition to the compact housing design and a front height of 45 mm to mount in any electrical distribution cabinet, they are equipped with a manual control facility for manual operation. The operating state can be signalled via feedback contact to a control unit.



Innovative connectivity

- > easy wiring without tools by innovative spring clamp technology (push-in system)



Intuitive handling

- > easy connection of contacts A1 and/or A2 by a 10-pole connecting bridge
- > no additional wiring work



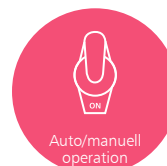
Manual control

- > manual function test in case of initial setup and service purposes before the control unit is switched on
- > feedback contact for signalling and display at the control unit
- > LED for status indication of the switch position



Compact design

- > with a width of 11.2 mm, only a minimum amount of space is needed in the electrical cabinet
- > front height of 45 mm to mount in any electrical installation distributor



When servicing is required or when starting up a control unit, the relevant consumers can be checked on the control unit before switching. In case of a failure of the control unit, an emergency operation can be maintained by means of the manual control. This helps avoid long downtimes during the installation and increases security.

Application examples




Auto/manuell operation




Control

CONTROL




LOAD


Feedback




Valves



Electric motors



Pumps



Fans

Order Overview

Type	KRA-F8/21	KRA-S-F8/21	KRA-SR-F-10/21	KRA-SRA-F10/21	KRA-F10/21-21	KRA-S-F10/21-21
Part number	11070013	11070613	11070813	11071013	11070213	11070713
Contact type	1 changeover	1 changeover	1 changeover	1 changeover	2 changeover	2 changeover
Operating voltage	24 V AC/DC	24 V AC/DC	24 V AC/DC	24 V AC/DC	24 V AC/DC	24 V AC/DC
Continuous current	8 A	8 A	8 A	8 A	2 A	2 A
Manual control		✓	✓	✓		✓
Auto-feedback			✓	✓		
LED display				✓		
Accessory	Connecting Bridge					
Part number	110728					