Data sheet

EIW-F-C18 230 V AC

P/N
1102720570
EAN 4251394629339
2026/09/23
Version: M

Illustrations

Dimensional drawing

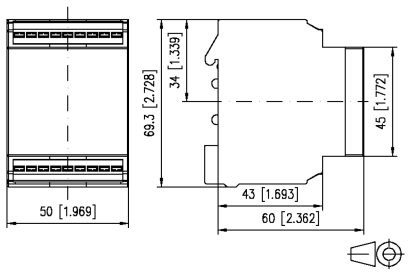

Wiring diagram

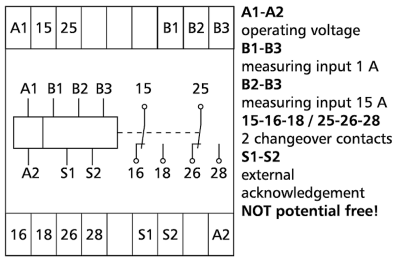

See enlarged drawings at the end of document

Product specification

Monitoring of direct or alternating currents in live systems. It is displayed whether the adjusted values are exceeded or not reached, and a switching process is triggered. The integrated 7-segment display indicates the sources of the fault. The current to be measured (AC or DC), an upper and a lower threshold value, a response delay and the fault memory (ON or OFF) can be adjusted manually on the device. The two current measuring ranges can be selected by means of the terminal blocks. Faults can be acknowledged directly on the device or by means of an external contact.

- Connection with spring clamp terminal blocks (push-in)

© 2026 METZ CONNECT - Technische Änderungen vorbehalten! Subject to modifications! Sous réserve de modifications techniques!

P/N
1102720570
EAN 4251394629339
2026/09/23
Version: M

Technical Data

Supply	
Operating voltage	230 V AC -10% ... +10%
Frequency range	50 Hz
Power consumption (max.)	15 mA
Duty cycle relative	100 %
Inputs	
Measuring input B1 - B3	0,01 A - 1 A
Measuring input B2 - B3	0,1 A - 15 A
Response delay	0.1 s - 9.9 s, adjustable
Switching hysteresis	10 %
Measurement cycle	max. 100 ms
Measurement frequency	max. 200 Hz
Temperature error	<= 0.06 %/°C
Measurement error within the operating voltage	12 %
Outputs	
Contacts	2 changeover contacts
Contact material	AgNi
Switching voltage (max.)	250 V AC
Continuous Current	8 A
Pick-up delay	230 V~ 6 A AC1
Switch-off delay	230 V~ 3 A AC3
Switching frequency	360 switching cycles/h
Mechanical life	$3x10^7$ switching cycles
Electrical life	$1x10^5$ switching cycles
Indicator / Error	2 x 7-segment display
Indicator	green and red LED
Housing	
Dimensions	
Dimension (W x H x D)	50 mm x 69.3 mm x 60 mm
Dimension (W x H x D)	1.969 in. x 2.728 in. x 2.362 in.
Weight	200 g
Mounting style	Standard rail TH35
Mounting position	any

© 2026 METZ CONNECT - Technische Änderungen vorbehalten! Subject to modifications! Sous réserve de modifications techniques!

P/N
1102720570
EAN 4251394629339
2026/09/23
Version: M

Technical Data

Housing	
Apposition	without distance
Connection type	Spring clamp terminal blocks
Terminal blocks	
Wire cross section solid	0.2 mm² - 2.5 mm² / AWG 24-14
Wire cross section multi	0.25 mm² - 2.5 mm² / AWG 24-12
Wire cross section with wire ferrule	0.25 mm² - 1.5 mm² / AWG 24-16
Stripping length (min.)	8 mm
Material	
Material - Housing	Polyamid 6.6 V0
Color	gray
Material - Terminal block	Polyamid 6.6 V0
Material - Covers	Polycarbonat
Protection category according to IEC 60529	
Protection category - housing (acc. to IEC 60529)	IP40
Protection category - terminal blocks (acc. to IEC 60529)	IP20
Climatic Data	
Operating	
Temperature - Operating °C	-5 °C - 55 °C
Temperature - Operating °F	23 °F - 131 °F
Relative humidity	max. 85 % non-condensing
Storage	
Temperature - Storage °C	-20 °C - 70 °C
Temperature - Storage °F	-4 °F - 158 °F
Power loss	
Power loss (typical)	3 W
Classifications	
ETIM 7.0	EC001440
ETIM 8.0	EC001440
ETIM 9.0	EC001440
ETIM 10.0	EC001440

© 2026 METZ CONNECT - Technische Änderungen vorbehalten! Subject to modifications! Sous réserve de modifications techniques!

P/N
1102720570
EAN 4251394629339
2026/09/23
Version: M

Technical Data

Application note

This product is a standard product of METZ CONNECT. METZ CONNECT is not aware of the specific intended use of the goods by the Customer or any customers of the Customer. The Customer guarantees that it has fully and sufficiently tested the use of the goods and any product modifications, product changes or product enhancements with regard to the specific intended use in accordance with the state of the art or in any other way.

© 2026 METZ CONNECT - Technische Änderungen vorbehalten! Subject to modifications! Sous réserve de modifications techniques!

P/N
1102720570
EAN 4251394629339
2026/09/23
Version: M

Illustrations

Dimensional drawing

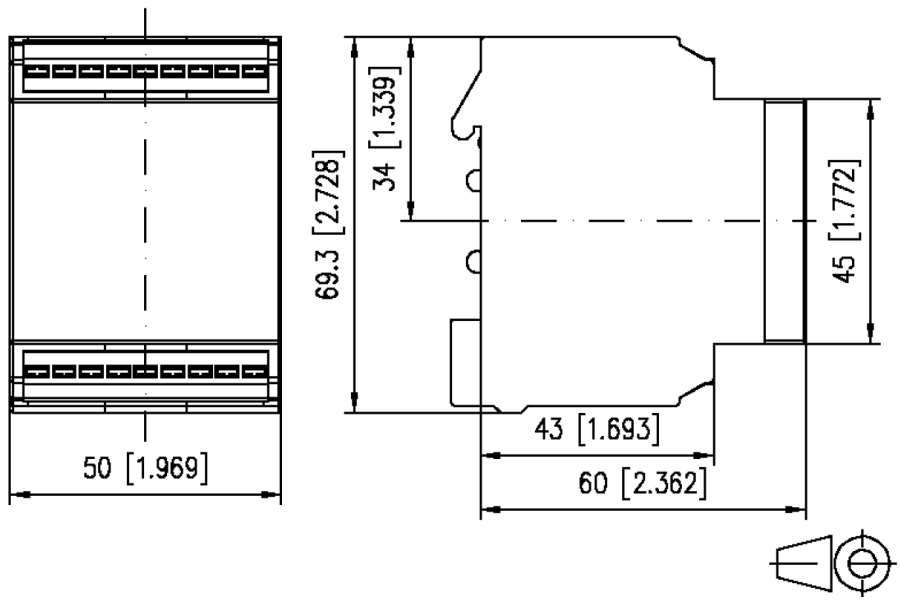

Wiring diagram

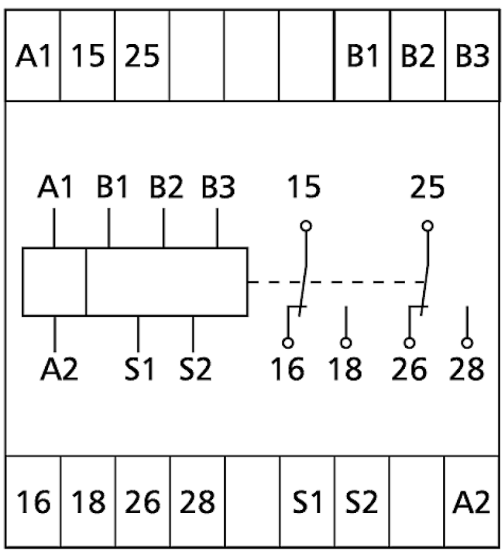

A1-A2
operating voltage
B1-B3
measuring input 1 A
B2-B3
measuring input 15 A
15-16-18 / 25-26-28
2 changeover contacts
S1-S2
external
acknowledgement
NOT potential free!

© 2026 METZ CONNECT - Technische Änderungen vorbehalten! Subject to modifications! Sous réserve de modifications techniques!