

Data sheet

FR202xxHBDN

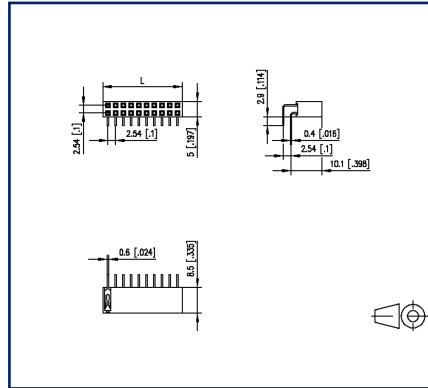
Page 1/4

P/N
FR202XXHBDN
xx=number of poles
2025/08/26
Version: X

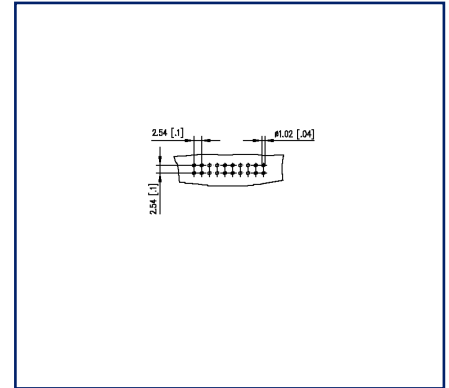
Illustrations



Dimensional drawing as an example



Drill pattern as an example



See enlarged drawings at the end of document

Product specification

- female connector, THR solderable
- centerline 2.54 mm, direction of connection 90°
- closed ends
- color black
- dual rows
- Tape & Reel packaging possible



Data sheet
FR202xxHBDN

Page 2/4

P/N
FR202XXHBDN
xx=number of poles
2025/08/26
Version: X**Technical Data****General Data**

Solder pin length	3 mm
min. number of poles	2
max. number of poles	40
Protection category	IP00
Rated current	3 A

Material

insulating material	PE-HT
contact material	CuZn
Contact surface	Ni + Au
contact pin material	CuZnPb
contact pin surface	Ni + Au Flash
Glow-Wire Flammability GWFI	-
Glow-Wire Flammability GWIT	-

Climatic Data

upper limit temperature	105 °C
lower limit temperature	-40 °C

general

Tolerance	ISO 2768 -mH
Solderability	reflowable

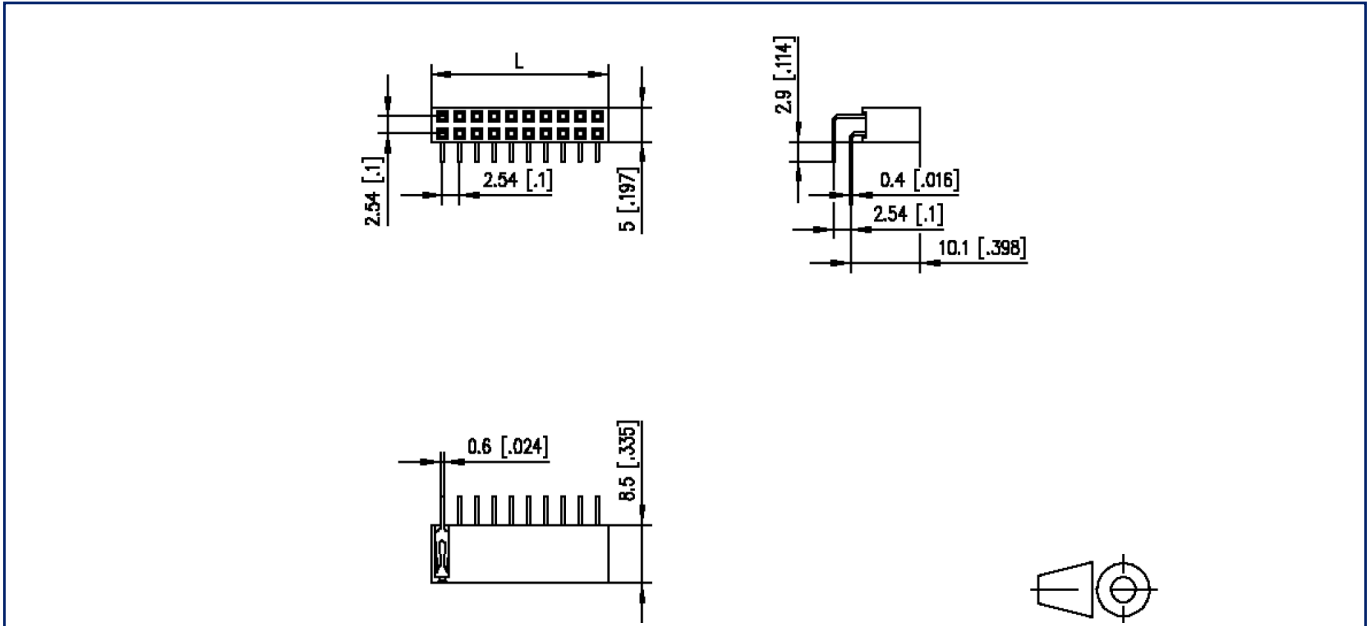
Application note

This product is a standard product of METZ CONNECT. METZ CONNECT is not aware of the specific intended use of the goods by the Customer or any customers of the Customer. The Customer guarantees that it has fully and sufficiently tested the use of the goods and any product modifications, product changes or product enhancements with regard to the specific intended use in accordance with the state of the art or in any other way. At METZ CONNECT's request, the Customer shall submit and make available meaningful evidence (e.g. test and laboratory protocols, certifications, etc.).



Illustrations

Dimensional drawing as an example



$L = (\text{pole size} - 1) \times \text{centerline} + 3.04 \text{ mm} [0.12]$

Illustrations

Drill pattern as an example

