

Data sheet

OpDAT patch cord SC-D/LC-D OM4


Page 1/6

P/N
151S1EOJ0XXE

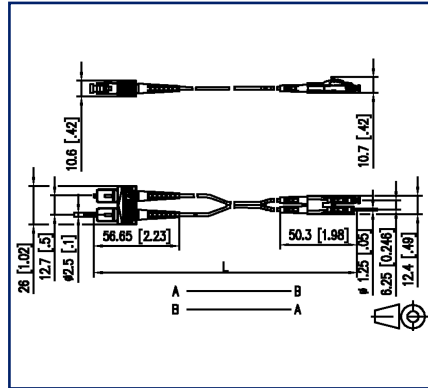
2026/01/27

Version: BF

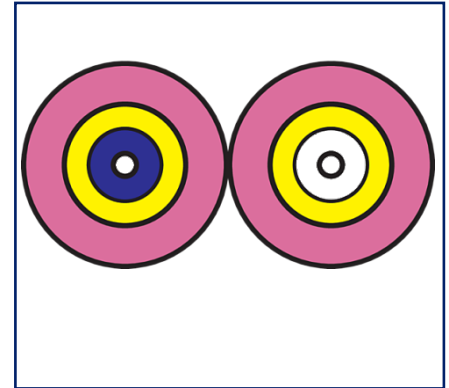
Illustrations



Dimensional drawing



Principle diagram



See enlarged drawings at the end of document

Product specification

- multi mode patch cord I-V(ZN)H 50/125 OM4
- laser-optimized, bend insensitive multimode fiber OM4, G50/125 μm according to IEC 60793-2-10 type A1a.3
- outer diameter 2.0 x 4.2 mm
- halogen-free LSHF-FR sheath with low smoke development, flame retardant
- duplex cord as zipcord (figure 8) with two tight buffered cables and aramide strain relief
- 100 % tested
- all available variants can be created with the cable configurator



Technical Data

General Data

Fields of application	office areas data center
Mechanical measurement according to MICE	M1
Ingress measurement according to MICE	I1
Climatic measurement according to MICE	C1
Electromagnetic measurement according to MICE	E3
Design	patch cord
Transmission technology	Fiber optic
Wiring	crossed
Color	violet
Dimensions	
Dimension - Interface 1 (L x W x H)	56.65 mm x 26 mm x 10.6 mm
Dimension - Interface 1 (L x W x H)	2.23 in. x 1.024 in. x 0.417 in.
Dimension - Interface 2 (L x W x H)	50.3 mm x 12.4 mm x 10.7 mm
Dimension - Interface 2 (L x W x H)	1.98 in. x 0.488 in. x 0.421 in.
Mode type of the fiber	Multimode
Fiber class	OM4
Cable Type	Duplex cable
Number of cables/ buffered fibers	2
Fiber construction	50/125 µm
Weight	8 kg/km

Connections/interfaces

Connector technology interface 1	SC-D
Connector technology interface 2	LC-D

Optical characteristics

Insertion loss	max. 0,4 dB
Return loss	min. 35 dB

Technical Data

Mechanical data

strain relief	aramide fibres
Maximum installation load	15 mm
Maximum installation load	0.591 in.

Materials and material properties

Bend insensitivity	yes
Flame retardancy	yes
Halogen free	yes
RoHS	compliant

Environmental conditions

Temperature (min. - max.)	
Temperature - Storage °C	-10 °C - 60 °C
Temperature - Storage °F	14 °F - 140 °F
Temperature - Operating °C	-10 °C - 60 °C
Temperature - Operating °F	14 °F - 140 °F
Temperature - Installation °C	-10 °C - 60 °C
Temperature - Installation °F	14 °F - 140 °F

Standards/Regulations

Generic cabling systems	
General requirements	ISO/IEC 11801
Fibre optic connector interfaces	IEC 61754-4 / IEC 61754-20
Optical fibers: Product specifications	
Sectional specification for category A1 multimode fibres	ISO/IEC 60793-2-10 (A1a.3)
Optical fibers - Interconnecting devices and passive components - basic test and measuring methods	
Fibre optic interconnecting devices and passive components - Visual inspection of plug end face	IEC 61300-3-4 IEC 61300-3-6
Test on gases evolved during combustion of materials from cables	
Determination of acidity (by measuring the pH value) and conductivity	IEC 60754-2

Technical Data

Standards/Regulations

Tests on electric and optical fibre cables under fire conditions

Test for vertical flame propagation for a single insulated wire or cable	IEC 60332-1
Test for vertical flame spread of vertically-mounted bunched wires or cables	ISO/IEC 60332-3-24
Measurement of smoke density of cables burning	ISO/IEC 61034
ITU-T standard	G.651.1

Classifications

ETIM 7.0	EC001263
ETIM 8.0	EC001263

Packing details

Type of packaging	1 pc(s) / plastic bag
-------------------	-----------------------

Application note

This product is a standard product of METZ CONNECT. METZ CONNECT is not aware of the specific intended use of the goods by the Customer or any customers of the Customer. The Customer guarantees that it has fully and sufficiently tested the use of the goods and any product modifications, product changes or product enhancements with regard to the specific intended use in accordance with the state of the art or in any other way. At METZ CONNECT's request, the Customer shall submit and make available meaningful evidence (e.g. test and laboratory protocols, certifications, etc.).



Data sheet
OpDAT patch cord SC-D/LC-D OM4

Page 5/6

P/N
151S1EOJ0XXE2026/01/27
Version: BF**Accessories from**

P/N	Designation
150M047HE00XXE	OpDAT VADT splice 4xSC OM4
150M047HJ00XXE	OpDAT VADT splice 4xLC OM4



Data sheet
OpDAT patch cord SC-D/LC-D OM4

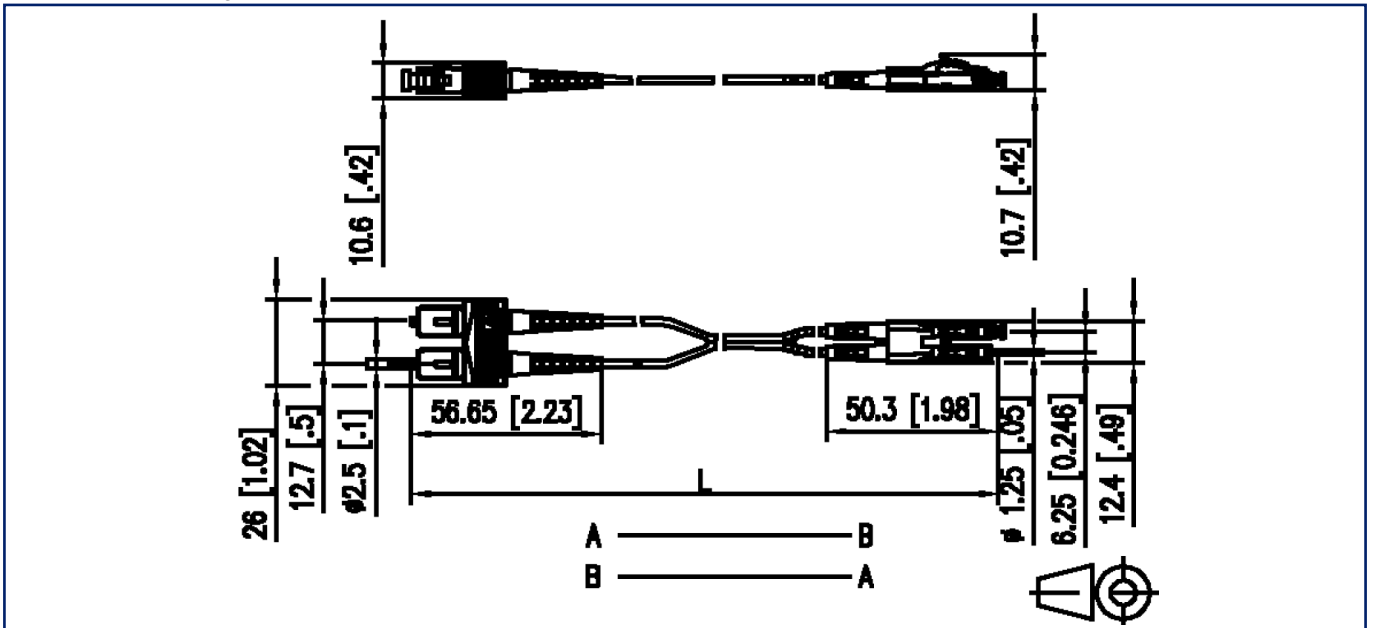
Page 6/6

P/N
151S1EOJ0XXE

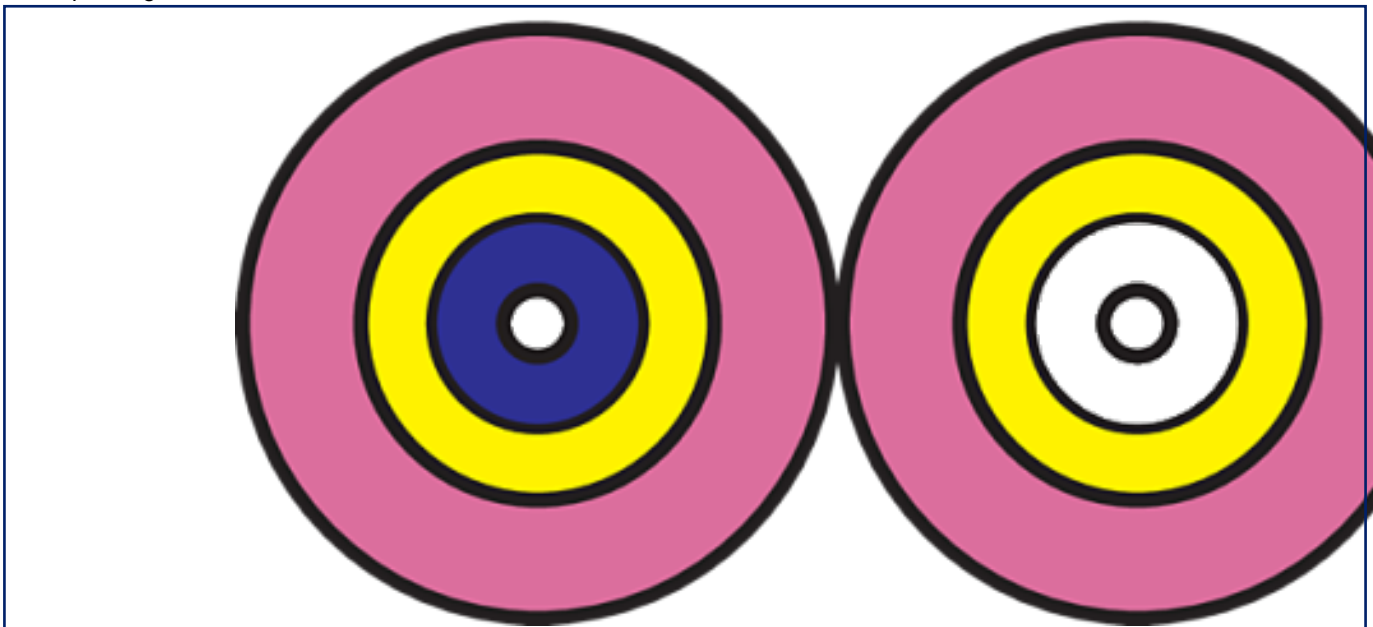
2026/01/27
Version: BF

Illustrations

Dimensional drawing



Principle diagram



© 2026 METZ CONNECT - Technische Änderungen vorbehalten! Subject to modifications! Sous réserve de modifications techniques!

