

Data sheet


OpDAT patch cord SC-S APC/SC-S APC OS2, white

Page 1/6

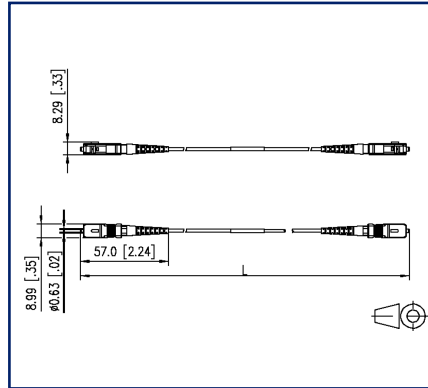
P/N
151P7EAEAXXE

2026/01/27
Version: O

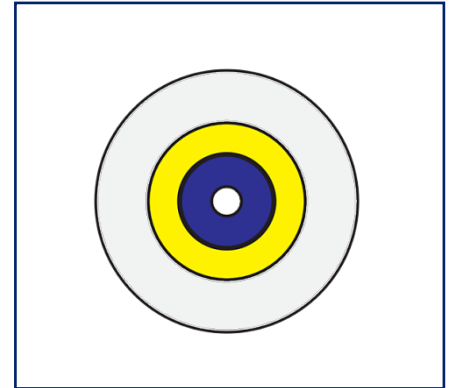
Illustrations



Dimensional drawing



Principle diagram



See enlarged drawings at the end of document

Product specification

- simplex patch cord I-V(ZN)H1 E9/125 OS2 to connect the fiber optic wall outlet and the terminal device in FITH applications
- single mode fiber OS2, E9/125 µm bend insensitive according to IEC 60793-2-50 type B6_a and B6_b and G.657.A2 and B2 compatible to G.652.D
- outer diameter 2.8 mm
- color: white
- cable jacket LSHF-FR hologen-free with low smoke development, flame retardant
- 100 % tested for insertion loss and return loss
- all patch cords are provided with a serial number
- all available variants can be created with the cable configurator



OpDAT patch cord SC-S APC/SC-S APC OS2, white

P/N
151P7EAEAXXE

2026/01/27
Version: O

Technical Data

General Data

Fields of application	office areas interior data center
Mechanical measurement according to MICE	M1
Ingress measurement according to MICE	I1
Climatic measurement according to MICE	C1
Electromagnetic measurement according to MICE	E3
Design	patch cord
Transmission technology	Fiber optic
Wiring	crossed
Color	white
Dimensions	
Dimension - Interface 1 (L x W x H)	57 mm x 8.99 mm x 8.29 mm
Dimension - Interface 1 (L x W x H)	2.244 in. x 0.354 in. x 0.326 in.
Dimension - Interface 2 (L x W x H)	57 mm x 8.99 mm x 8.29 mm
Dimension - Interface 2 (L x W x H)	2.244 in. x 0.354 in. x 0.326 in.
Mode type of the fiber	Singlemode
Fiber class	OS2
Fiber standard	IEC 11801
Cable Type	Simplex cable
Number of cables/ buffered fibers	1
Shape	APC (Angled Physical Contact)
Fiber construction	9/125 µm
Weight	9 kg/km

Connections/interfaces

Connector technology interface 1	SC APC
Connector technology interface 2	SC APC
Cable sheath diameter (min. - max.)	
Cable sheath diameter	2 mm - 2.8
Cable sheath diameter	0.079
Ferrule diameter	2.5 mm
Ferrule diameter	0.098 in.

Technical Data

Optical characteristics

Insertion loss	max. 0,3 dB
Return loss	min. 65 dB

Mechanical data

Life - Number of mating cycles	min. 1000
Maximum installation load	20 mm
Maximum installation load	0.787 in.

Materials and material properties

Bend insensitivity	yes
Flame retardancy	yes
Halogen free	yes
RoHS	compliant

Environmental conditions

Temperature (min. - max.)	
Temperature - Storage °C	-40 °C - 70 °C
Temperature - Storage °F	-40 °F - 158 °F
Temperature - Operating °C	-40 °C - 70 °C
Temperature - Operating °F	-40 °F - 158 °F

Standards/Regulations

Generic cabling systems	
General requirements	ISO/IEC 11801
Fibre optic connector interfaces	IEC 61754-4
Optical fibers: Indoor optical cables	
Sectional specification for classÂ B single-mode fibres	ISO/IEC 60793-2-50 type B6_a/B6_b
Optical fibers - Interconnecting devices and passive components - basic test and measuring methods	
Fibre optic interconnecting devices and passive components - Visual inspection of plug end face	IEC 61300-3-4 IEC 61300-3-6

Data sheet

Page 4/6

OpDAT patch cord SC-S APC/SC-S APC OS2, whiteP/N
151P7EAEAXXE

2026/01/27

Version: O

Technical Data**Standards/Regulations**

Test on gases evolved during combustion of materials from cables

Determination of the halogen acid gas content IEC 60754-1

Determination of acidity (by measuring the pH value and conductivity) IEC 60754-2

Tests on electric and optical fibre cables under fire conditions

Test for vertical flame propagation for a single insulated wire or cable IEC 60332-1-2

Measurement of smoke density of cables burning ISO/IEC 61034-2

ITU-T standard ITU-T G.657.A2 and G.657.B2, compatible with ITU-T G.652.D

Classifications

ETIM 7.0 EC001263

ETIM 8.0 EC001263

Packing details

Type of packaging 1 pc(s) / plastic bag

Application note

This product is a standard product of METZ CONNECT. METZ CONNECT is not aware of the specific intended use of the goods by the Customer or any customers of the Customer. The Customer guarantees that it has fully and sufficiently tested the use of the goods and any product modifications, product changes or product enhancements with regard to the specific intended use in accordance with the state of the art or in any other way. At METZ CONNECT's request, the Customer shall submit and make available meaningful evidence (e.g. test and laboratory protocols, certifications, etc.).



Data sheet

Page 5/6

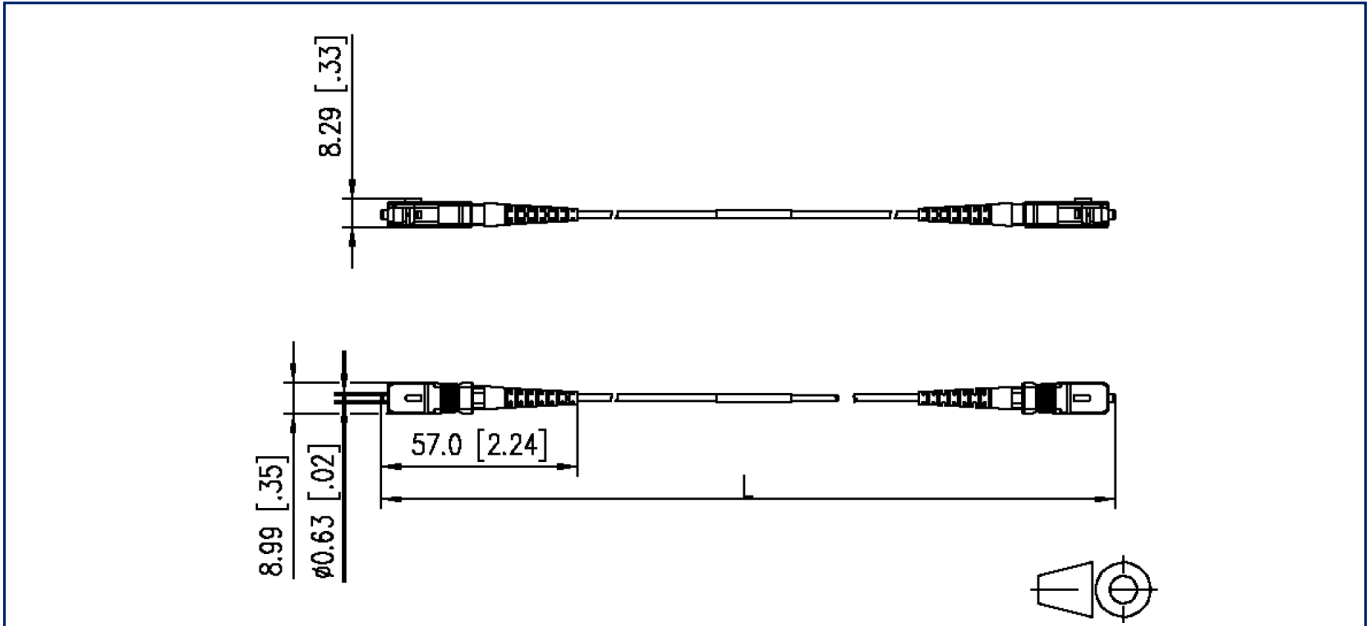
OpDAT patch cord SC-S APC/SC-S APC OS2, whiteP/N
151P7EAEAXXE2026/01/27
Version: O**Accessories from**

P/N	Designation
150C029HF00XXE	OpDAT VADT splice 2xSC APC OS2
150C029HFFXXE	OpDAT VADT plug-in 2xSC APC/SC APC OS2
150C049HF00XXE	OpDAT VADT splice 4xSC APC OS2
150C049HFFXXE	OpDAT VADT plug-in 4xSC APC/SC APC OS2
150F029HF00XXE	OpDAT VADT splice 2xSC APC OS2, cable Ø2.3 mm
150F049HF00XXE	OpDAT VADT splice 4xSC APC OS2, 10.0 m, cable Ø2.3 mm



Illustrations

Dimensional drawing



Principle diagram

