

# Data sheet

## OpDAT patch cord SC-S APC/SC-S APC OS2

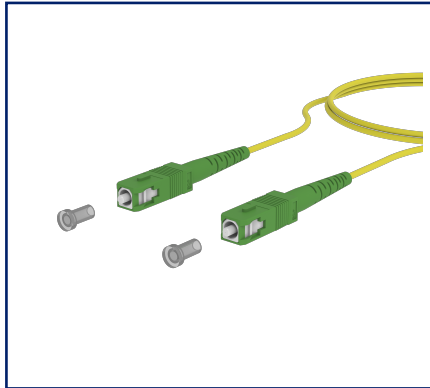
Page 1/5

P/N  
151P3EAEAXXE

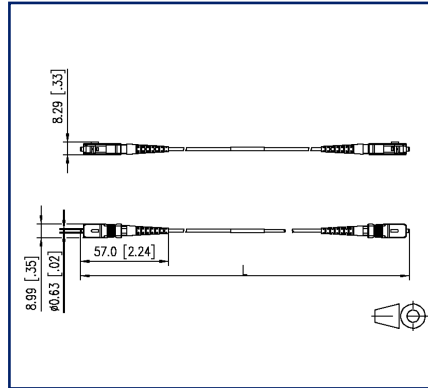
2026/01/27

Version: T

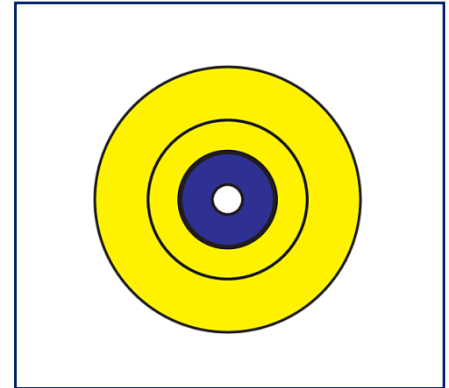
### Illustrations



Dimensional drawing



Principle diagram



See enlarged drawings at the end of document

### Product specification

- single mode patch cord I-V(ZN)H1 E9/125 OS2
- single mode fiber OS2, E9/125 µm, bend insensitive according to IEC 60793-2-50 type B6\_a and B6\_b and G.657.A2 and B2, compatible to G.652.D
- outer diameter 2.0 mm
- cable color: yellow
- jacket material LSHF-FR halogen-free with low smoke development, flame retardant
- 100 % tested for insertion loss and return loss
- all patch cords are provided with a serial number
- all available variants can be created with the cable configurator



## Technical Data

### General Data

Fields of application	office areas data center
Mechanical measurement according to MICE	M1
Ingress measurement according to MICE	I1
Climatic measurement according to MICE	C1
Electromagnetic measurement according to MICE	E3
Design	patch cord
Transmission technology	Fiber optic
Color	yellow
Dimensions	
Dimension - Interface 1 (L x W x H)	57 mm x 8.99 mm x 8.29 mm
Dimension - Interface 1 (L x W x H)	2.244 in. x 0.354 in. x 0.326 in.
Dimension - Interface 2 (L x W x H)	57 mm x 8.99 mm x 8.29 mm
Dimension - Interface 2 (L x W x H)	2.244 in. x 0.354 in. x 0.326 in.
Mode type of the fiber	Singlemode
Fiber class	OS2
Cable Type	Simplex cable
Number of cables/ buffered fibers	1
Shape	APC (Angled Physical Contact)
Fiber construction	9/125 µm
Weight	4.5 kg/km

### Connections/interfaces

Connector technology interface 1	SC APC
Connector technology interface 2	SC APC
Ferrule diameter	2.5 mm
Ferrule diameter	0.098 in.



## Technical Data

### Optical characteristics

Insertion loss	max. 0,3 dB
Return loss	min. 65 dB

### Mechanical data

strain relief	aramide fibres
Maximum installation load	15 mm
Maximum installation load	0.591 in.

### Materials and material properties

Bend insensitivity	yes
Flame retardancy	yes
Halogen free	yes
RoHS	compliant

### Environmental conditions

Temperature (min. - max.)	
Temperature - Storage °C	-10 °C - 60 °C
Temperature - Storage °F	14 °F - 140 °F
Temperature - Operating °C	-10 °C - 60 °C
Temperature - Operating °F	14 °F - 140 °F
Temperature - Installation °C	-10 °C - 60 °C
Temperature - Installation °F	14 °F - 140 °F

### Standards/Regulations

Generic cabling systems	
General requirements	ISO/IEC 11801
Fibre optic connector interfaces	
	IEC 61754-4
Optical fibers: Indoor optical cables	
Sectional specification for class B single-mode fibres	ISO/IEC 60793-2-50 type B6_a/B6_b
Optical fibers - Interconnecting devices and passive components - basic test and measuring methods	
Fibre optic interconnecting devices and passive components - Visual inspection of plug end face	IEC 61300-3-4   IEC 61300-3-6

**OpDAT patch cord SC-S APC/SC-S APC OS2**P/N  
151P3EAEAXXE

2026/01/27

Version: T

**Technical Data****Standards/Regulations**

Test on gases evolved during combustion of materials from cables

Determination of the halogen acid gas content IEC 60754-1

Determination of acidity (by measuring the pH value) and conductivity IEC 60754-2

Tests on electric and optical fibre cables under fire conditions

Test for vertical flame propagation for a single insulated wire or cable ISO/IEC 60332-1-2

Test for vertical flame spread of vertically-mounted bunched wires or cables ISO/IEC 60332-3-24

Measurement of smoke density of cables burning ISO/IEC 61034

ITU-T standard ITU-T G.657.A2 and G.657.B2, compatible with ITU-T G.652.D

**Classifications**

ETIM 7.0 EC001263

ETIM 8.0 EC001263

**Packing details**

Type of packaging 1 pc(s) / plastic bag

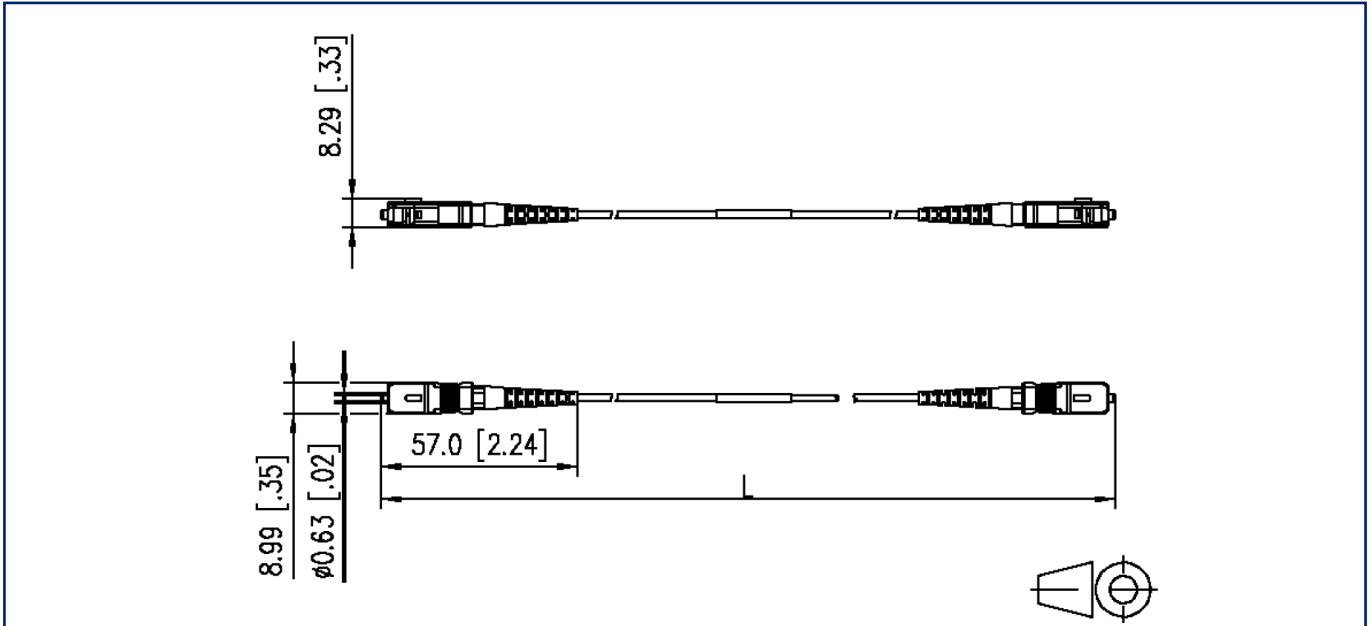
**Application note**

This product is a standard product of METZ CONNECT. METZ CONNECT is not aware of the specific intended use of the goods by the Customer or any customers of the Customer. The Customer guarantees that it has fully and sufficiently tested the use of the goods and any product modifications, product changes or product enhancements with regard to the specific intended use in accordance with the state of the art or in any other way. At METZ CONNECT's request, the Customer shall submit and make available meaningful evidence (e.g. test and laboratory protocols, certifications, etc.).



**Illustrations**

Dimensional drawing



Principle diagram

