

Data sheet

LTRk-E12, 24 V AC/DC

Page 1/5

P/N
11028313

EAN 4250184121060

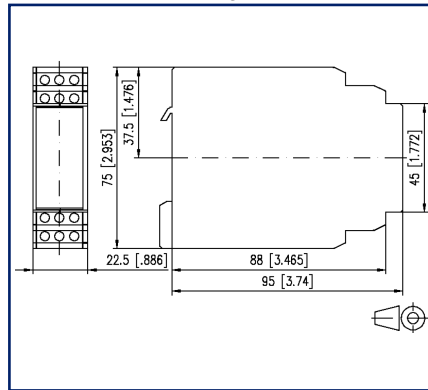
2025/08/20

Version: G

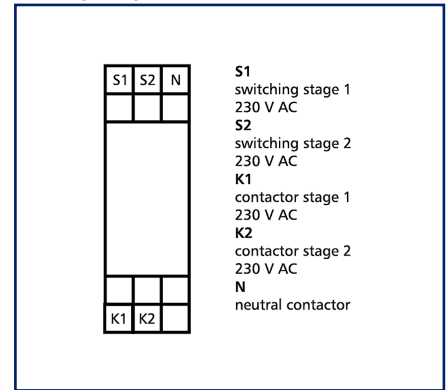
Illustrations



Dimensional drawing



Wiring diagram



See enlarged drawings at the end of document

Product specification

The fan timer relay was designed especially for controlling two-level motors. Response and switch-off delay can be adjusted separately and infinitely. A two-level switch is used for activation. The motor contactors are activated by two mutually blocking outputs. Mode of operation:

- 1. If you directly select level 2, level 1 is first activated for the adjusted start-up time so that the fan can accelerate to nominal speed. Then level 2 is activated.
- 2. When switching from level 2 back to level 1 or switching off, a switch-off delay is activated allowing the fan to run down before level 1 is activated.
- 3. If level 1 has been activated for minimum the adjusted start-up time, it is immediately switched to level 2. When switching from level 1 to 2, the interruption may be max. 250 ms. If this time is exceeded, the procedure is as described under point 1.



Data sheet
LTRk-E12, 24 V AC/DC

Page 2/5

P/N
11028313
EAN 4250184121060
2025/08/20
Version: G

Technical Data

Supply

Operating voltage	24 V AC/DC -10% ... +10%
Frequency range	50 ... 60 Hz
Duty cycle relative	100 %
Recovery time	20 ms

Outputs

Contact material	AgSnO ₂
Switching voltage (max.)	corresponds to operating voltage
Continuous Current	6 A
Pick-up delay	adjustable up to 30 s
Switch-off delay	adjustable up to 60 s
Electrical life	2x10 ⁵ switching cycles
Indicator	green LED

Insulation coil - contact set

Nominal voltage of the power supply system	230 / 400 V AC
Overvoltage category	III II
Degree of pollution	2 2
Rated test voltage	4 kV 2.5 kV
Type of insulation	basic insulation reinforced insulation

Housing

Dimensions	
Dimension (W x H x D)	22.5 mm x 75 mm x 95 mm
Dimension (W x H x D)	0.886 in. x 2.953 in. x 3.74 in.
Weight	150 g
Mounting style	Standard rail TH35
Mounting position	any
Apposition	without distance
Connection type	Screw type terminal blocks

© 2025 METZ CONNECT - Technische Änderungen vorbehalten! Subject to modifications! Sous réserve de modifications techniques!

Data sheet
LTRk-E12, 24 V AC/DC

Page 3/5

P/N
11028313
EAN 4250184121060
2025/08/20
Version: G

Technical Data

Material

Material - Housing	Polyamid 6.6 V0
Color	gray
Material - Terminal block	Polyamid 6.6 V0
Material - Covers	Polyamid 6.6 V0

Protection category according to IEC 60529

Protection category - housing (acc. to IEC 60529)	IP40
Protection category - terminal blocks (acc. to IEC 60529)	IP20

Climatic Data

Operating	
Temperature - Operating °C	-5 °C - 55 °C
Temperature - Operating °F	23 °F - 131 °F
Relative humidity	max. 85 % non-condensing
Storage	
Temperature - Storage °C	-20 °C - 70 °C
Temperature - Storage °F	-4 °F - 158 °F

Classifications

ETIM 7.0	EC001439
ETIM 8.0	EC001439
ETIM 9.0	EC001439
ETIM 10.0	EC001439

Application note

This product is a standard product of METZ CONNECT. METZ CONNECT is not aware of the specific intended use of the goods by the Customer or any customers of the Customer. The Customer guarantees that it has fully and sufficiently tested the use of the goods and any product modifications, product changes or product enhancements with regard to the specific intended use in accordance with the state of the art or in any other way. At METZ CONNECT's request, the Customer shall submit and make available meaningful evidence (e.g. test and laboratory protocols, certifications, etc.).

Data sheet
LTRk-E12, 24 V AC/DC

Page 4/5

P/N
11028313

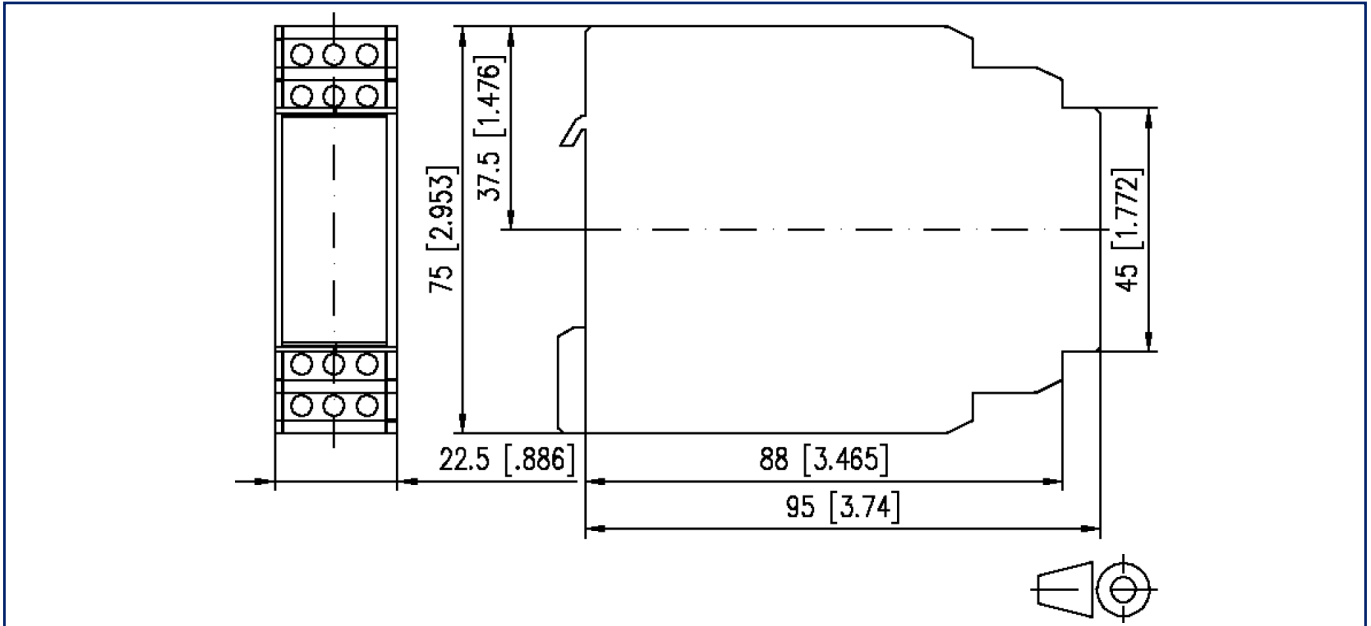
EAN 4250184121060

2025/08/20

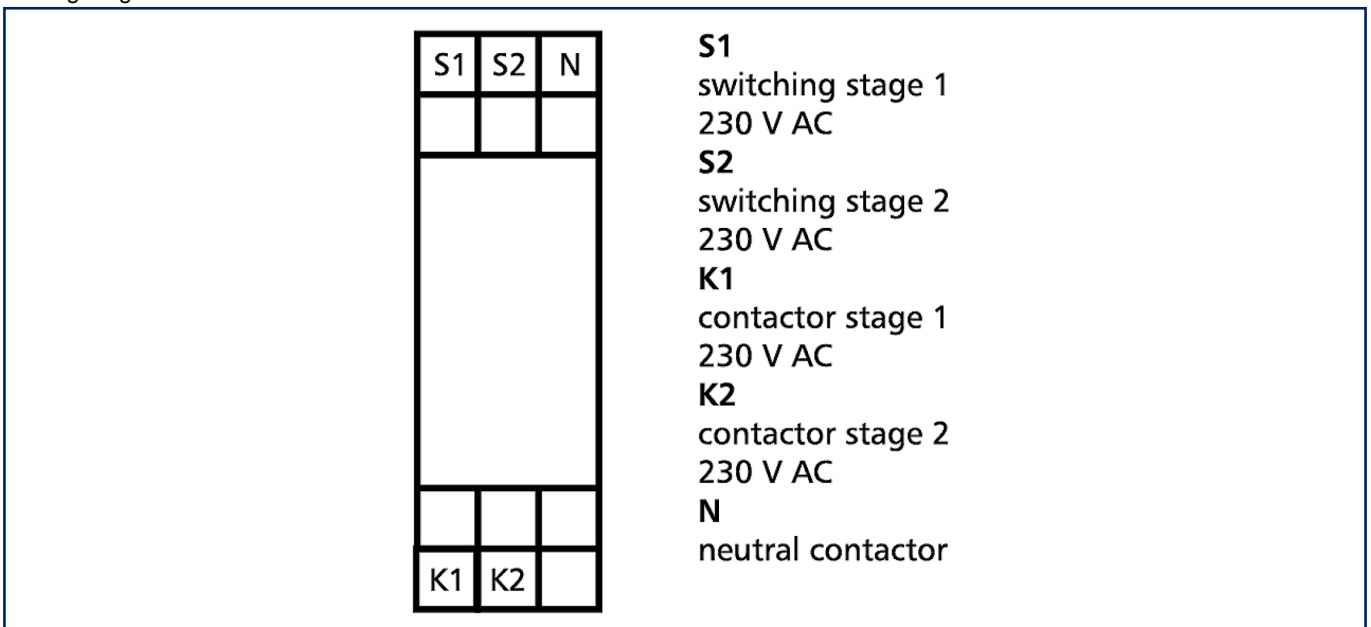
Version: G

Illustrations

Dimensional drawing



Wiring diagram



Illustrations

Circuit diagram

