

Data sheet

PR03320VBHC Type 224

Page 1/6

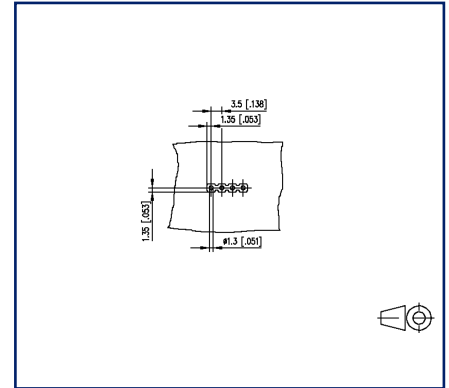
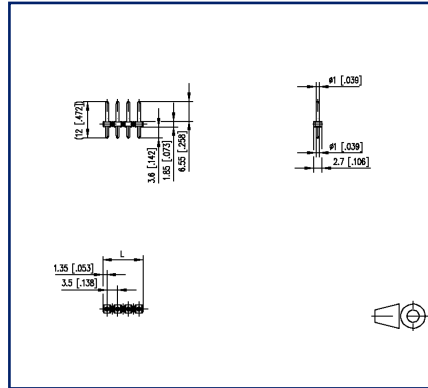
P/N
31224120

2026/03/30

Illustrations

Dimensional drawing as an example

Drill pattern as an example



See enlarged drawings at the end of document

Product specification



- pin header, THR solderable
- centerline 3.50 mm, direction of connection vertical 0°
- fittable without loss of poles
- Tape & Reel packaging possible
- color black

Technical Data

General Data

Solder pin length	3.6 mm		
pole size	20		
Insulating material class	CTI 600		
clearance/creepage dist.	2.5 mm		
Protection category	IP00		
Rated current	6 A		
Overvoltage category	III	III	II
Pollution degree	3	2	2
Rated voltage	200 V	500 V	500 V
Rated test voltage	4 kV	4 kV	4 kV

Approvals

 V / A	300 / 15
approval UL - File No.	E121004
	200 V / 2.5 kV / 6 A / 1.0 mm

Material

insulating material	PA46
flammability class	V0
contact pin material	CuZnPb
contact pin surface	Ni + Sn
Glow-Wire Flammability GWFI	-
Glow-Wire Flammability GWIT	-

Climatic Data

upper limit temperature	105 °C
lower limit temperature	-40 °C

general

Tolerance	ISO 2768 -mH
Solderability	reflowable

Application note

Data sheet
PR03320VBHC Type 224

Page 3/6

P/N
31224120

2026/03/30

Technical Data

This product is a standard product of METZ CONNECT. METZ CONNECT is not aware of the specific intended use of the goods by the Customer or any customers of the Customer. The Customer guarantees that it has fully and sufficiently tested the use of the goods and any product modifications, product changes or product enhancements with regard to the specific intended use in accordance with the state of the art or in any other way. At METZ CONNECT's request, the Customer shall submit and make available meaningful evidence (e.g. test and laboratory protocols, certifications, etc.).



Data sheet
PR03320VBHC Type 224

Page 4/6

P/N
31224120

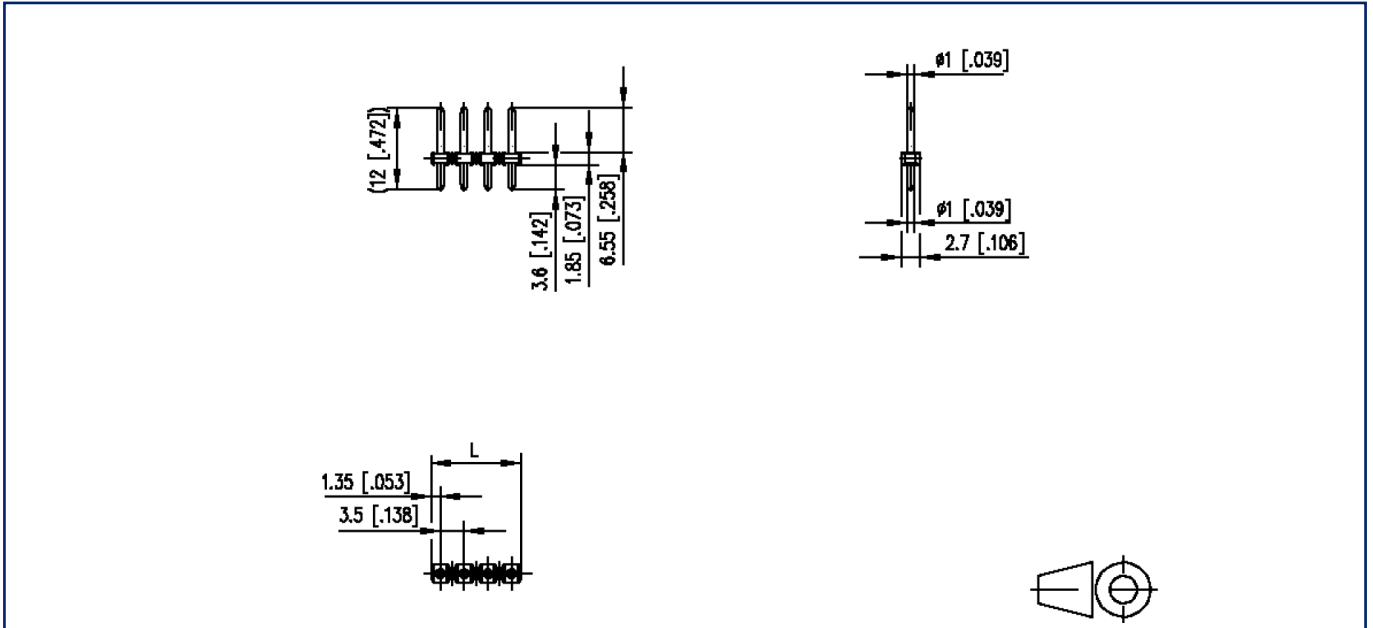
2026/03/30

Counterpart of

P/N	Designation
31166120	RP02320HBWC Type 166

Illustrations

Dimensional drawing as an example



$L = (\text{pole size} - 1) \times \text{centerline} + 2.7 \text{ mm } [0.106]$



Illustrations

Drill pattern as an example

