

Data sheet

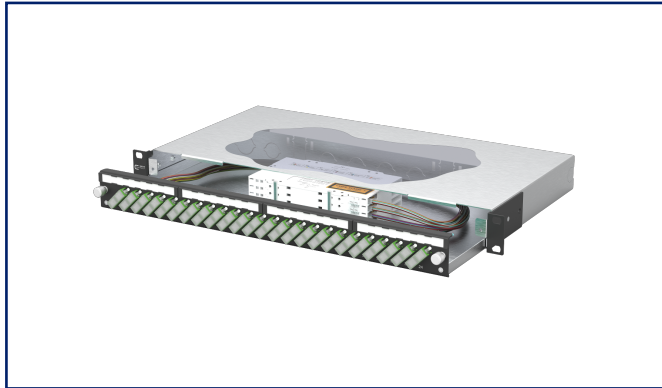
OpDAT slide² patch panel splice

24xSC-D APC OS2 black

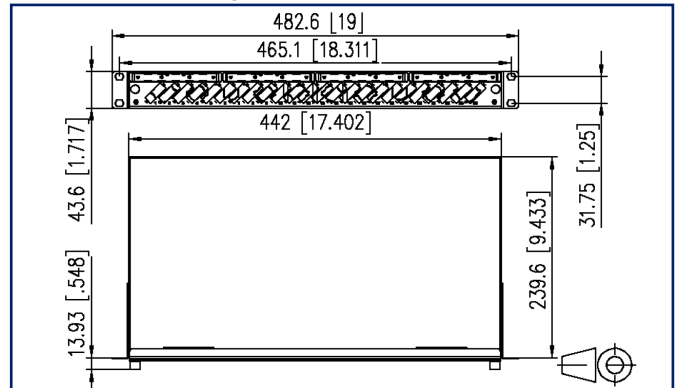
Page 1/6

P/N
150469F224-B
EAN 4251394685021
2025/10/09
Version: D

Illustrations



Dimensional drawing



See enlarged drawings at the end of document

Product specification

- 19-inch, 1RU patch panel with pull-out drawer
- Equipped with 24xSC-D couplers and 48xSC APC OS2 pigtails
- Inclined coupling arrangement
- Pigtails inserted and set down in standard splice cassette with crimp splice holders
- Pigtail visually inspected and inserted into couplers
- Color coding according to IEC 60304
- Tool-free metal bayonet catch for locking the drawer
- Drawer can be tilted and completely removed for easier installation (drawer stop)
- Depth adjustable by 30 mm
- Front panel with labelling field
- Front panel powder-coated in black RAL 9005
- Several possibilities for cable entry on the back: 6xM20; 2xM25; 2xPrefab installation cut-outs



Data sheet
OpDAT slide² patch panel splice
24xSC-D APC OS2 black

Technical Data

General Data

Fields of application	data center office areas structured building cabling interior Distributed building services
Design	Eithdrawable
Mounting style	screwable
Transmission technology	Fiber optic
Port numbering	yes
Color housing	metal
Color front plate	RAL 9005 - black
Adapter color	green
Dimensions	
Dimension (L x W x H)	244 mm x 482 mm x 47 mm
Dimension (L x W x H)	9.606 in. x 18.976 in. x 1.85 in.
Inches	19 inches
Height unit	1RU
Installation depth	240 mm
Installation depth	9.449 in.
Number of cables/ buffered fibers	48
Cable Type	pigtail(s)
Fiber class	OS2
Mode type of the fiber	Singlemode
Shape	APC (Angled Physical Contact)
Fiber construction	9/125 µm
Labeling option	label strip / labeling strip

Connections/interfaces

Adapter type	SC-D
Adapter interface outside	SC-D
Adapter interface inside	SC-D
Number of adapters	24
Number of breakouts front panel	24
Cable access/outlet	several possibilities for cable entry on the back

Data sheet
OpDAT slide² patch panel splice
24xSC-D APC OS2 black

Page 3/6

P/N
150469F224-B
EAN 4251394685021
 2025/10/09
 Version: D

Technical Data

Optical characteristics

Insertion loss	max. 0,3 dB
Return loss	min. 65 dB

Mechanical data

Cut-out	SC-D/LC-Q/ST-D
Connector type	duplex
Life - Number of mating cycles	min. 1000
strain relief	optional

Materials and material properties

Material - Housing	sheet steel
Material - Housing finish	Zn (zinc)
Material - Front cover	sheet steel
Material - Front cover finish	powder-coated
Material - Sleeve	ceramic, slotted
Material - Coupler housing	Plastics
RoHS	compliant, certificate see further information
REACH	compliant, 7439-92-1 – lead

Standards/Regulations

FO connector interfaces	SC - IEC 61754-4
Fiber standard	ISO/IEC 60793-2-50 (B6_a1) ITU-T G.657.A1
Optical fibers - Interconnecting devices and passive components - basic test and measuring methods	
Fibre optic interconnecting devices and passive components - Insertion loss	IEC 61300-3-4
Fibre optic interconnecting devices and passive components - Return loss	IEC 61300-3-6
Fibre optic interconnecting devices and passive components - Visual inspection of plug end face	IEC 61300-3-35
Color coding fiber/ wire(s)	IEC 60304 /VDE 0888

Classifications

ETIM 8.0	EC001130
ETIM 9.0	EC001130
ETIM 10.0	EC001130

Data sheet
OpDAT slide² patch panel splice
24xSC-D APC OS2 black

Page 4/6

P/N

150469F224-B

EAN 4251394685021

2025/10/09

Version: D

Technical Data

Packing details

Type of packaging 1 pc(s) / box

Application note

This product is a standard product of METZ CONNECT. METZ CONNECT is not aware of the specific intended use of the goods by the Customer or any customers of the Customer. The Customer guarantees that it has fully and sufficiently tested the use of the goods and any product modifications, product changes or product enhancements with regard to the specific intended use in accordance with the state of the art or in any other way. At METZ CONNECT's request, the Customer shall submit and make available meaningful evidence (e.g. test and laboratory protocols, certifications, etc.).



Data sheet
OpDAT slide² patch panel splice
24xSC-D APC OS2 black

Page 5/6

P/N
150469F224-B
EAN 4251394685021
2025/10/09
Version: D

Accessories

P/N	Designation
150240M20Z-E	OpDAT strain relief M20
150240M25Z-E	OpDAT strain relief M25
150240Z20Z-E	OpDAT strain relief for M20
1509010000-E	OpDAT splice tray for 12 splices, unequipped
1509010001-E	OpDAT splice tray with 1 crimp protection cover
1509010002-E	OpDAT splice tray with 2 splice protection cover
15090200-E	OpDAT cover for splice tray

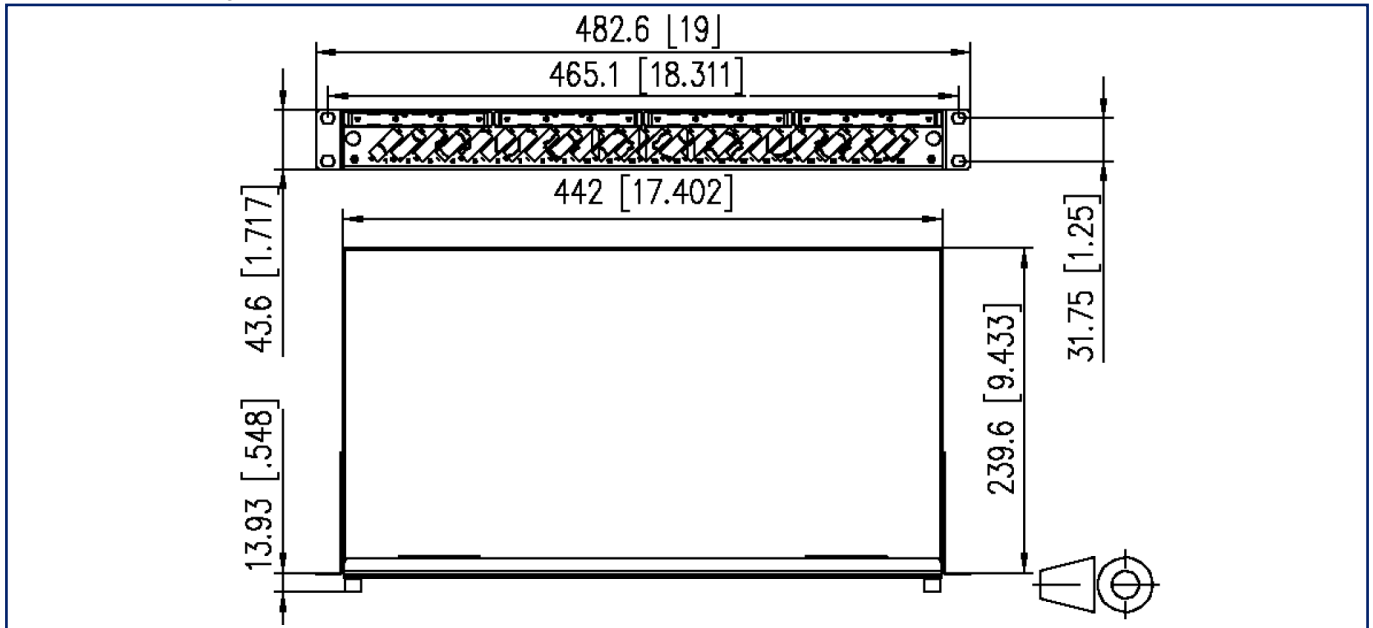
Data sheet
OpDAT slide² patch panel splice
24xSC-D APC OS2 black

Page 6/6

P/N
150469F224-B
EAN 4251394685021
 2025/10/09
 Version: D

Illustrations

Dimensional drawing



© 2025 METZ CONNECT - Technische Änderungen vorbehalten! Subject to modifications! Sous réserve de modifications techniques!