

Data sheet

OpDAT fix² patch panel Prefab 24xE2000-S APC OS2 black

Page 1/5

P/N


1504505924-B

EAN 4251394683836

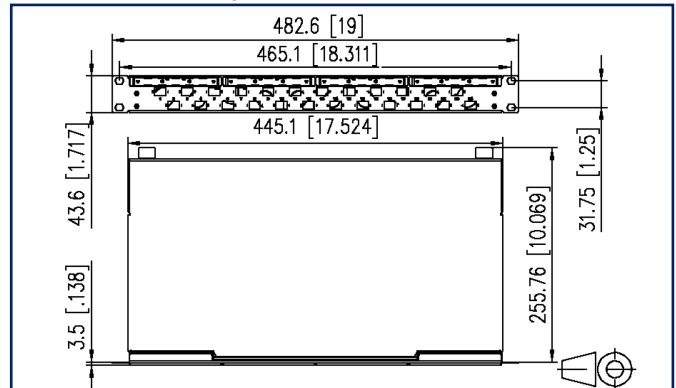
2025/10/09

Version: C

Illustrations



Dimensional drawing



See enlarged drawings at the end of document

Product specification

- 19-inch, 1RU patch panel for fixed installation
- Equipped with 24xE2000-S couplers
- Offset coupling arrangement for easy handling
- Front panel with labelling field
- Front panel powder-coated in black RAL 9005
- Tool-free opening of the cover
- Several possibilities for cable entry on the back: 6xM20; 2xM25; 2xPrefab installation cut-outs
- Prepared for the installation of pre-assembled cables



Data sheet
OpDAT fix² patch panel Prefab
24xE2000-S APC OS2 black

Technical Data

General Data

Fields of application	data center office areas structured building cabling interior Distributed building services
Features variant	Prefab
Design	Fixed installation
Mounting style	screwable
Transmission technology	Fiber optic
Port numbering	yes
Color housing	metal
Color front plate	RAL 9005 - black
Adapter color	green
Dimensions	
Dimension (L x W x H)	259 mm x 483 mm x 44 mm
Dimension (L x W x H)	10.197 in. x 19.016 in. x 1.732 in.
Inches	19 inches
Height unit	1RU
Installation depth	256 mm
Installation depth	10.079 in.
Fiber class	OS2
Mode type of the fiber	Singlemode
Shape	APC (Angled Physical Contact)
Labeling option	label strip / labeling strip

Connections/interfaces

Adapter type	E2000-S
Adapter interface outside	E2000-S
Adapter interface inside	E2000-S
Number of adapters	24
Number of breakouts front panel	24
Cable access/outlet	several possibilities for cable entry on the back

Data sheet
OpDAT fix² patch panel Prefab
24xE2000-S APC OS2 black

Page 3/5

P/N
1504505924-B
EAN 4251394683836
 2025/10/09
 Version: C

Technical Data

Mechanical data

Cut-out	SC-S/LC-D/E2000-S
strain relief	optional

Materials and material properties

Material - Housing	sheet steel
Material - Housing finish	Zn (zinc)
Material - Front cover	sheet steel
Material - Front cover finish	powder-coated
Material - Sleeve	ceramic, slotted
Material - Coupler housing	Plastics
RoHS	compliant, certificate see further information
REACH	compliant, 7439-92-1 – lead

Standards/Regulations

FO connector interfaces	LSH - IEC 61754-15
-------------------------	--------------------

Classifications

ETIM 8.0	EC001130
ETIM 9.0	EC001130
ETIM 10.0	EC001130

Packing details

Type of packaging	1 pc(s) / box
-------------------	---------------

Application note

This product is a standard product of METZ CONNECT. METZ CONNECT is not aware of the specific intended use of the goods by the Customer or any customers of the Customer. The Customer guarantees that it has fully and sufficiently tested the use of the goods and any product modifications, product changes or product enhancements with regard to the specific intended use in accordance with the state of the art or in any other way. At METZ CONNECT's request, the Customer shall submit and make available meaningful evidence (e.g. test and laboratory protocols, certifications, etc.).

Data sheet
**OpDAT fix² patch panel Prefab
24xE2000-S APC OS2 black**

Page 4/5

P/N
1504505924-B
EAN 4251394683836
2025/10/09
Version: C

Accessories

P/N	Designation
150240M20Z-E	OpDAT strain relief M20
150240M25Z-E	OpDAT strain relief M25
150240Z20Z-E	OpDAT strain relief for M20
1509010000-E	OpDAT splice tray for 12 splices, unequipped
1509010001-E	OpDAT splice tray with 1 crimp protection cover
1509010002-E	OpDAT splice tray with 2 splice protection cover
15090200-E	OpDAT cover for splice tray



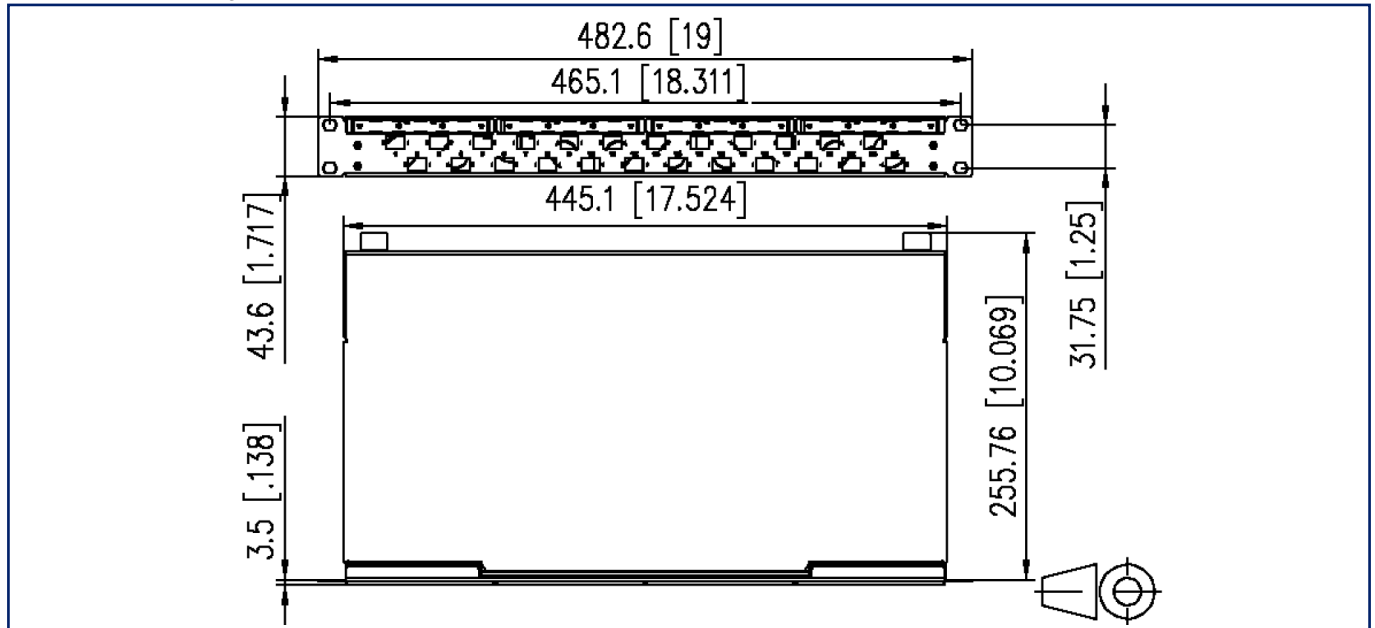
Data sheet
OpDAT fix² patch panel Prefab
24xE2000-S APC OS2 black

Page 5/5

P/N
1504505924-B
EAN 4251394683836
 2025/10/09
 Version: C

Illustrations

Dimensional drawing



© 2025 METZ CONNECT - Technische Änderungen vorbehalten! Subject to modifications! Sous réserve de modifications techniques!