

# Data sheet


## OpDAT fix<sup>2</sup> patch panel splice

### 6xLC-D OM4 gray

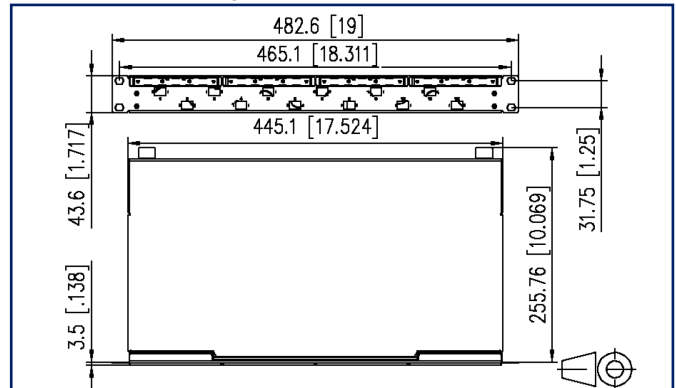
Page 1/6

P/N  
1504577506-F  
EAN 4251394677675  
2025/10/09  
Version: E

## Illustrations



Dimensional drawing



See enlarged drawings at the end of document

## Product specification

- 19-inch, 1RU patch panel for fixed installation
- Equipped with 6xLC-D couplers and 12xLC-D OM4 pigtails
- Offset coupler arrangement for easy handling
- Pigtails inserted and set down in standard splice cassette with crimp splice holders
- Pigtail visually inspected and inserted into couplers
- Color coding according to IEC 60304
- Front panel with labelling field
- Front panel powder-coated in gray RAL 7035
- Tool-free opening of the cover
- Several possibilities for cable entry on the back: 6xM20; 2xM25; 2xPrefab installation cut-outs



**Data sheet**  
**OpDAT fix<sup>2</sup> patch panel splice**  
**6xLC-D OM4 gray**

**Technical Data**

**General Data**

Fields of application	data center office areas structured building cabling interior Distributed building services
Design	Fixed installation
Mounting style	screwable
Transmission technology	Fiber optic
Port numbering	yes
Color housing	metal
Color front plate	RAL 7035 - light gray
Adapter color	heather violet
Dimensions	
Dimension (L x W x H)	259 mm x 483 mm x 44 mm
Dimension (L x W x H)	10.197 in. x 19.016 in. x 1.732 in.
Inches	19 inches
Height unit	1RU
Installation depth	256 mm
Installation depth	10.079 in.
Number of cables/ buffered fibers	12
Cable Type	pigtail(s)
Fiber class	OM4
Mode type of the fiber	Multimode
Shape	PC (Physical Contact)
Fiber construction	50/125 µm
Labeling option	label strip / labeling strip

**Connections/interfaces**

Adapter type	LC-D
Adapter interface outside	LC-D
Adapter interface inside	LC-D
Number of adapters	6
Number of breakouts front panel	12
Number of blind	6



Data sheet  
**OpDAT fix<sup>2</sup> patch panel splice**  
**6xLC-D OM4 gray**

Page 4/6

P/N  
**1504577506-F**  
**EAN 4251394677675**  
2025/10/09  
Version: E

## Technical Data

### Classifications

ETIM 8.0	EC001130
ETIM 9.0	EC001130
ETIM 10.0	EC001130

### Packing details

Type of packaging	1 pc(s) / box
-------------------	---------------

### Application note

This product is a standard product of METZ CONNECT. METZ CONNECT is not aware of the specific intended use of the goods by the Customer or any customers of the Customer. The Customer guarantees that it has fully and sufficiently tested the use of the goods and any product modifications, product changes or product enhancements with regard to the specific intended use in accordance with the state of the art or in any other way. At METZ CONNECT's request, the Customer shall submit and make available meaningful evidence (e.g. test and laboratory protocols, certifications, etc.).



Data sheet  
**OpDAT fix<sup>2</sup> patch panel splice**  
**6xLC-D OM4 gray**

Page 5/6

P/N  
**1504577506-F**  
**EAN 4251394677675**  
2025/10/09  
Version: E

## Accessories

P/N	Designation
150240M20Z-E	OpDAT strain relief M20
150240M25Z-E	OpDAT strain relief M25
150240Z20Z-E	OpDAT strain relief for M20
1509010000-E	OpDAT splice tray for 12 splices, unequipped
1509010001-E	OpDAT splice tray with 1 crimp protection cover
1509010002-E	OpDAT splice tray with 2 splice protection cover
15090200-E	OpDAT cover for splice tray



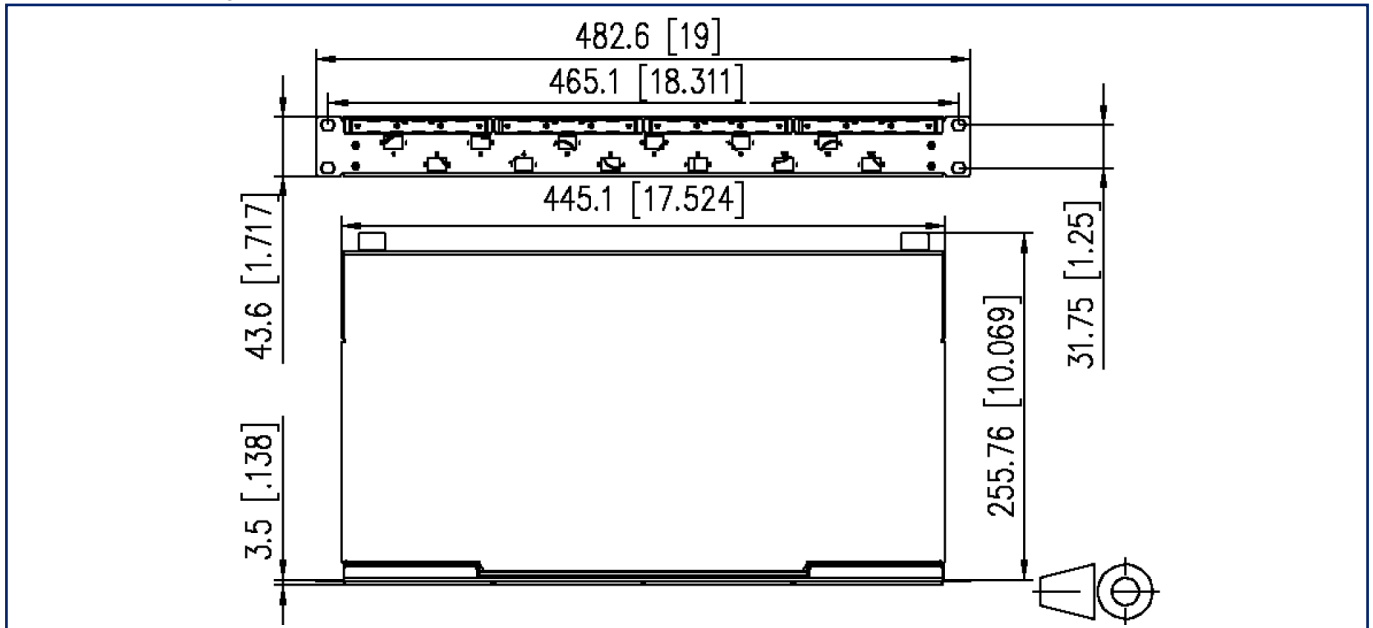
Data sheet  
**OpDAT fix<sup>2</sup> patch panel splice**  
**6xLC-D OM4 gray**

Page 6/6

P/N  
**1504577506-F**  
**EAN 4251394677675**  
 2025/10/09  
 Version: E

**Illustrations**

Dimensional drawing



© 2025 METZ CONNECT - Technische Änderungen vorbehalten! Subject to modifications! Sous réserve de modifications techniques!

