

# Data sheet

## OpDAT fix<sup>2</sup> patch panel Prefab 24xLC-D OS2 gray

Page 1/5

P/N


1504507424-E

EAN 4251394677330

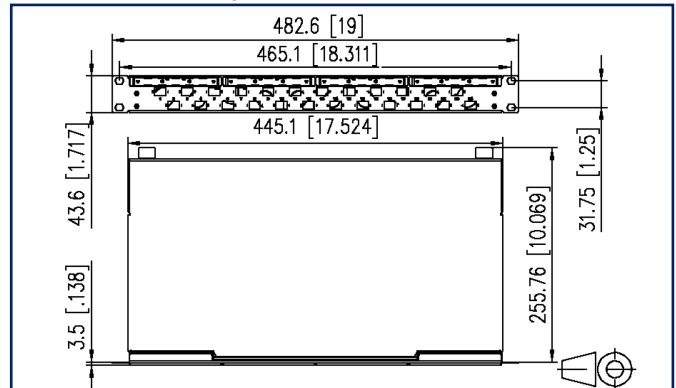
2025/10/09

Version: E

### Illustrations



Dimensional drawing



See enlarged drawings at the end of document

### Product specification

- 19-inch, 1RU patch panel for fixed installation
- Equipped with 24xLC-D couplers
- Offset coupler arrangement for easy handling
- Front panel with labelling field
- Front panel powder-coated in gray RAL 7035
- Tool-free opening of the cover
- Several possibilities for cable entry on the back: 6xM20; 2xM25; 2xPrefab installation cut-outs
- Prepared for the installation of pre-assembled cables



**Data sheet**  
**OpDAT fix<sup>2</sup> patch panel Prefab**  
**24xLC-D OS2 gray**

**Technical Data**

**General Data**

Fields of application	data center office areas structured building cabling interior Distributed building services
Features variant	Prefab
Design	Fixed installation
Mounting style	screwable
Transmission technology	Fiber optic
Port numbering	yes
Color housing	metal
Color front plate	RAL 7035 - light gray
Adapter color	blue
Dimensions	
Dimension (L x W x H)	259 mm x 483 mm x 44 mm
Dimension (L x W x H)	10.197 in. x 19.016 in. x 1.732 in.
Inches	19 inches
Height unit	1RU
Installation depth	256 mm
Installation depth	10.079 in.
Fiber class	OS2
Mode type of the fiber	Singlemode
Shape	UPC (Ultra Physical Contact)
Labeling option	label strip / labeling strip

**Connections/interfaces**

Adapter type	LC-D
Adapter interface outside	LC-D
Adapter interface inside	LC-D
Number of adapters	24
Number of breakouts front panel	24
Cable access/outlet	several possibilities for cable entry on the back

Data sheet  
**OpDAT fix<sup>2</sup> patch panel Prefab**  
**24xLC-D OS2 gray**

**Technical Data**

**Mechanical data**

Cut-out	SC-S/LC-D/E2000-S
strain relief	optional

**Materials and material properties**

Material - Housing	sheet steel
Material - Housing finish	Zn (zinc)
Material - Front cover	sheet steel
Material - Front cover finish	powder-coated
Material - Sleeve	ceramic, slotted
Material - Coupler housing	Plastics
RoHS	compliant, certificate see further information
REACH	compliant, 7439-92-1 – lead

**Standards/Regulations**

FO connector interfaces	LC - IEC 61754-20
-------------------------	-------------------

**Classifications**

ETIM 8.0	EC001130
ETIM 9.0	EC001130
ETIM 10.0	EC001130

**Packing details**

Type of packaging	1 pc(s) / box
-------------------	---------------

**Application note**

This product is a standard product of METZ CONNECT. METZ CONNECT is not aware of the specific intended use of the goods by the Customer or any customers of the Customer. The Customer guarantees that it has fully and sufficiently tested the use of the goods and any product modifications, product changes or product enhancements with regard to the specific intended use in accordance with the state of the art or in any other way. At METZ CONNECT's request, the Customer shall submit and make available meaningful evidence (e.g. test and laboratory protocols, certifications, etc.).

Data sheet  
**OpDAT fix<sup>2</sup> patch panel Prefab  
24xLC-D OS2 gray**

Page 4/5

P/N  
**1504507424-E**  
**EAN 4251394677330**  
2025/10/09  
Version: E

## Accessories

P/N	Designation
150240M20Z-E	OpDAT strain relief M20
150240M25Z-E	OpDAT strain relief M25
150240Z20Z-E	OpDAT strain relief for M20
1509010000-E	OpDAT splice tray for 12 splices, unequipped
1509010001-E	OpDAT splice tray with 1 crimp protection cover
1509010002-E	OpDAT splice tray with 2 splice protection cover
15090200-E	OpDAT cover for splice tray



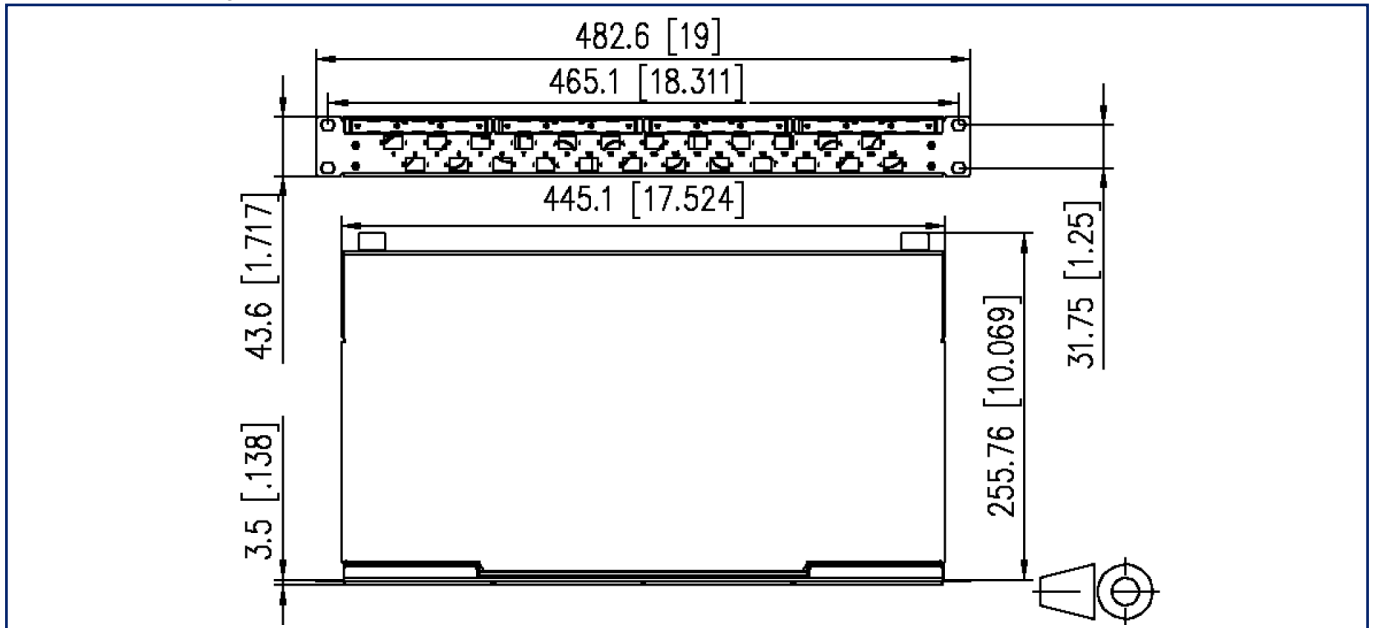
Data sheet  
**OpDAT fix<sup>2</sup> patch panel Prefab  
 24xLC-D OS2 gray**

Page 5/5

P/N  
 1504507424-E  
 EAN 4251394677330  
 2025/10/09  
 Version: E

**Illustrations**

Dimensional drawing



© 2025 METZ CONNECT - Technische Änderungen vorbehalten! Subject to modifications! Sous réserve de modifications techniques!

