

Data sheet

REGplus IP20 FF UTPmodul Cat.6

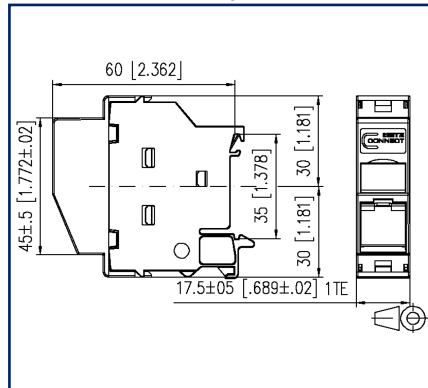
Page 1/9

P/N
130A108003-E
EAN 4251394686448
2025/07/07
Version: A

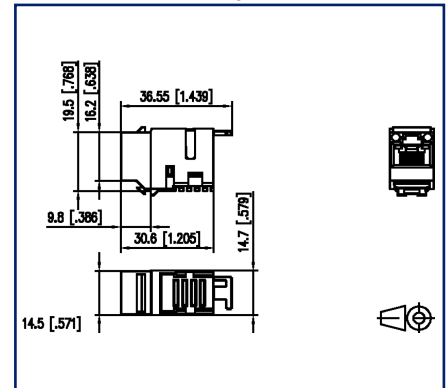
Illustrations



Dimensional drawing



Dimensional drawing



See enlarged drawings at the end of document

Product specification

- termination unit for mounting on TH35 rails to DIN EN 60715 in electrical distribution panels for home and industrial installations
- new METZ CONNECT FF technology, packaged without plastic foil (Easy Installation technology - foil free)
- equipped with UTP modul Cat.6
- cable feed 45° from the top, plug direction 45° downwards
- Cat.6A component test according to ISO/IEC 11801, DIN EN 50173-1, ANSI/TIA-568.2-D and IEC 60603-7-51, GHMT certified
- compliance with class E to ISO/IEC 11801, DIN EN 50173-1
- suitable for 1 GBit Ethernet (IEEE 802.3an), Remote Powering (PoE, PoE plus, UPoE and 4PPoE) and HDBaseT, SAT-IP, AVoverIP
- easy to install connection of 2 to 4 pair data lines AWG 26/1 - 22/1 and stranded wires with 7 copper conductors AWG 26/7 - 22/7 to BTR 8-fold insulation displacement connectors (IDC)
- conductor assignment to T568A and T568B
- easy and fast insertion of wire pairs in UTP modul stuffer cap
- width of 1HP allows mounting up to 12 REG plus in standard electrical distribution panels
- A cover protects the module against direct contact. If mounted in distributor panels with protective insulation, protection class II is guaranteed.
- integrated dust protection cover (also colored)



Data sheet
REGplus IP20 FF UTPmodul Cat.6

P/N
130A108003-E
EAN 4251394686448
 2025/07/07
 Version: A

Technical Data

General Data	
Fields of application	office areas
Mechanical measurement according to MICE	M1
Ingress measurement according to MICE	I1
Climatic measurement according to MICE	C1
Electromagnetic measurement according to MICE	E1
Design	wall outlet
Mounting style	Standard rail TH35
Shielding	unshielded
Transmission technology	Copper
Wiring	T568A and T568B
Color	light gray
Dimensions	
Dimension (L x W x H)	60 mm x 17.5 mm x 60 mm
Dimension (L x W x H)	2.362 in. x 0.689 in. x 2.362 in.
Labeling option	label window with identification label
Marking option	by dust protection

Transmission characteristics	
Category (ISO)	6
Class (ISO/IEC)	E
Category (TIA)	6
Remote Powering	yes
PoE	IEEE 802.3af
PoE plus	IEEE 802.3at
UPoE	yes
4PPoE	IEEE 802.3bt
HDBaseT	yes
SAT-IP	yes
AVoverIP	yes
Transmission rate up to 100 MBit (Fast Ethernet)	IEEE 802.3bw
Transmission rate up to 1 GBit (Fast Ethernet)	IEEE 902.3ab

REGplus IP20 FF UTPmodul Cat.6

P/N

130A108003-E

EAN 4251394686448

2025/07/07

Version: A

Technical Data

Connections/interfaces

Connector technology interface 1	IDC-connection
Connector technology interface 2	RJ45-jack
Number of ports interface 2	1
Number of ports interface 2 equipped	1
Number of positions/contacts interface 1	8
Number of positions/contacts interface 2	8P/8C
Termination data, solid wire (min. - max.)	
Conductor cross section, solid wire	AWG 26/1 - AWG 22/1
Conductor cross section, solid wire	0.128 mm ² - 0.324 mm ²
Conductor diameter, solid wire (bare copper)	0.409 mm - 0.643 mm
Conductor diameter, solid wire (bare copper)	0.016 in. - 0.025 in.
Termination data, stranded wire (min. - max.)	
Conductor cross section, stranded wire	AWG 26/7 - AWG 22/7
Conductor cross section, stranded wire	0.141 mm ² - 0.355 mm ²
Conductor diameter, stranded wire (bare copper)	0.483 mm - 0.762 mm
Conductor diameter, stranded wire (bare copper)	0.019 in. - 0.03 in.
Core diameter (min. - max.)	
Core diameter (conductor with insulation)	1 mm - 1.6 mm
Core diameter (conductor with insulation)	0.039 in. - 0.063 in.
Cable sheath diameter (min. - max.)	
Cable sheath diameter	5.5 mm - 10.00

Electrical/ optical properties

Current carrying capacity	max. 1 A at 60 °C
Rated voltage	max. 60 V DC
Rated voltage UL	max. 56.5 V DC
Contact resistance	max. 20 mOhm
Insulation resistance	min. 500 MOhm
Dielectric strength conductor-conductor (secondary)	min. 1000 V DC



REGplus IP20 FF UTPmodul Cat.6

P/N

130A108003-E

EAN 4251394686448

2025/07/07

Version: A

Technical Data

Mechanical data

Insertion and withdrawal force	max. 20 N
Life - Number of mating cycles	min. 750
Position/mounting of latch standard installation position	top
strain relief	cable tie

Materials and material properties

Material - Housing	GD-Zn
Material - Cover part(s)	PA66
Material - Lower housing	PA66
Material - Label window	ABS, transparent
Material - Dust protection	ABS
Material - Contact	CuSn
Material - Contact finish	Ni + Au (nickel-gold)
RoHS	compliant

Environmental conditions

Temperature (min. - max.)	
Temperature - Storage °C	-40 °C - 70 °C
Temperature - Storage °F	-40 °F - 158 °F
Temperature - Operating °C	-40 °C - 70 °C
Temperature - Operating °F	-40 °F - 158 °F
Particulate ingress	IP2X
Liquid ingress/immersion	IPX0
Rapid change of temperature	-40°C / -40°F - +70°C / 158°F / 25 cycles t=30 min

Approvals

UL listed (file no.)	DUXR.E178484
----------------------	--------------



Data sheet
REGplus IP20 FF UTPmodul Cat.6

Page 5/9

P/N
130A108003-E
EAN 4251394686448
 2025/07/07
 Version: A

Technical Data

Standards/Regulations

Generic cabling systems	
General requirements	ISO/IEC 11801-1:2017-11 DIN EN 50173-1:2018-10 ANSI/TIA-568.2-D
Connectors for electronic equipment	
Free and fixed connectors	DIN EN 60603-7-41:2011-01
Connectors for electronic equipment - Tests and measurements	
Test standard for connectors (engaging and separating connectors under electrical load)	DIN-EN 60512-99-001, DIN-EN 60512-99-002
Endurance tests	IEC 60512-9-3: 03-2009

Classifications

ETIM 7.0	EC001024
ETIM 8.0	EC001024
ETIM 9.0	EC001024
ETIM 10.0	EC001024

Packing details

Type of packaging	20 pc(s) / box
-------------------	----------------

REGplus IP20 FF UTPmodul Cat.6

P/N

130A108003-E

EAN 4251394686448

2025/07/07

Version: A

Accessories

P/N	Designation
130898-00-I	BLIND module light gray
130898-00-RW-I	BLIND module pure white
130898-01-I	COAX modul F jack / F jack
130898-02-I	COAX modul IEC jack / F jack
130898-03-I	COAX modul IEC plug / F jack
130908-I-B1	UAE modul Cat.5e white
130909-I	UAE modul Cat.6 jack white
130910-DNV	E-DAT modul Cat.6 _A 8(8) jack DNV
130910-I	E-DAT modul Cat.6 _A 8(8) jack
130910-I-B1	E-DAT modul Cat.6 _A 8(8) jack, T568B
130910-Z	E-DAT modul Cat.6 _A 8(8) jack, (12 pcs)
1309A0-I	E-DAT modul coupler 8(8) 180° class E _A
1309A1-I	E-DAT modul coupler 8(8) 90° class E _A
130A11-29-I	UAE modul 8(8) Cat.6 _A black
130A11-I	UAE modul 8(8) Cat.6 _A white
130B11-25-E	25Gmodul
130B11-25-Z	25Gmodul (12 pcs)
130B11-DNV	C6 _A modul 180° jack DNV
130B11-E	C6 _A modul 180° jack
130B11-Z	C6 _A modul 180° jack (12 pcs)
130B12-DNV	C6 _A modul 270° jack DNV
130B12-E	C6 _A modul 270° jack
15091001-I	OpDAT modul ST OS2
15091071-I	OpDAT modul LC-Duplex OS2
15091072-I	OpDAT modul LC-Duplex OM3
15091075-I	OpDAT modul LC-Duplex OM4
15091076-I	OpDAT modul LC-Duplex APC OS2
1509107B-I	OpDAT modul LC-Duplex MM
816979-0103-I	Dust protection covers for Modul patch panels subway / REG gray
816979-0105-I	Dust protection covers for Modul patch panels subway / REG yellow
816979-0106-I	Dust protection covers for Modul patch panels subway / REG blue

Data sheet
REGplus IP20 FF UTPmodul Cat.6

Page 7/9

P/N
130A108003-E
EAN 4251394686448
2025/07/07
Version: A

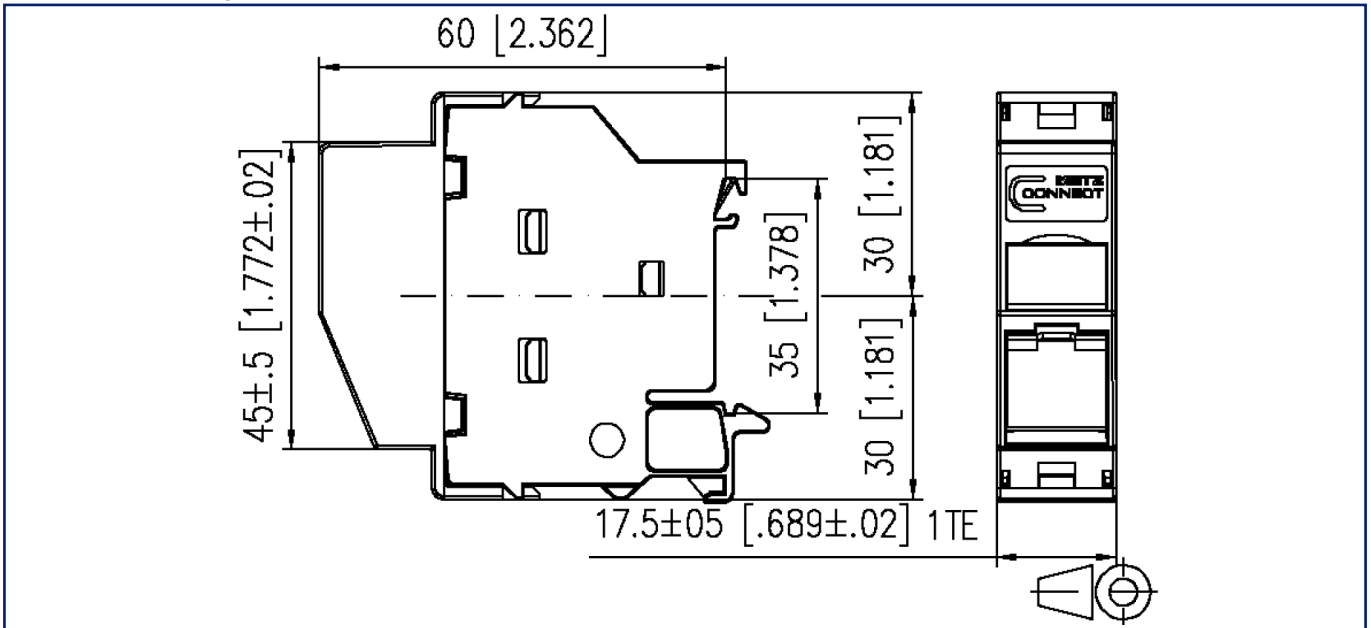
Accessories

816979-0107-I	Dust protection covers for Modul patch panels subway / REG green
816979-0108-I	Dust protection covers for Modul patch panels subway / REG red
899011-01	Label sheet for Modul patch panels / REG

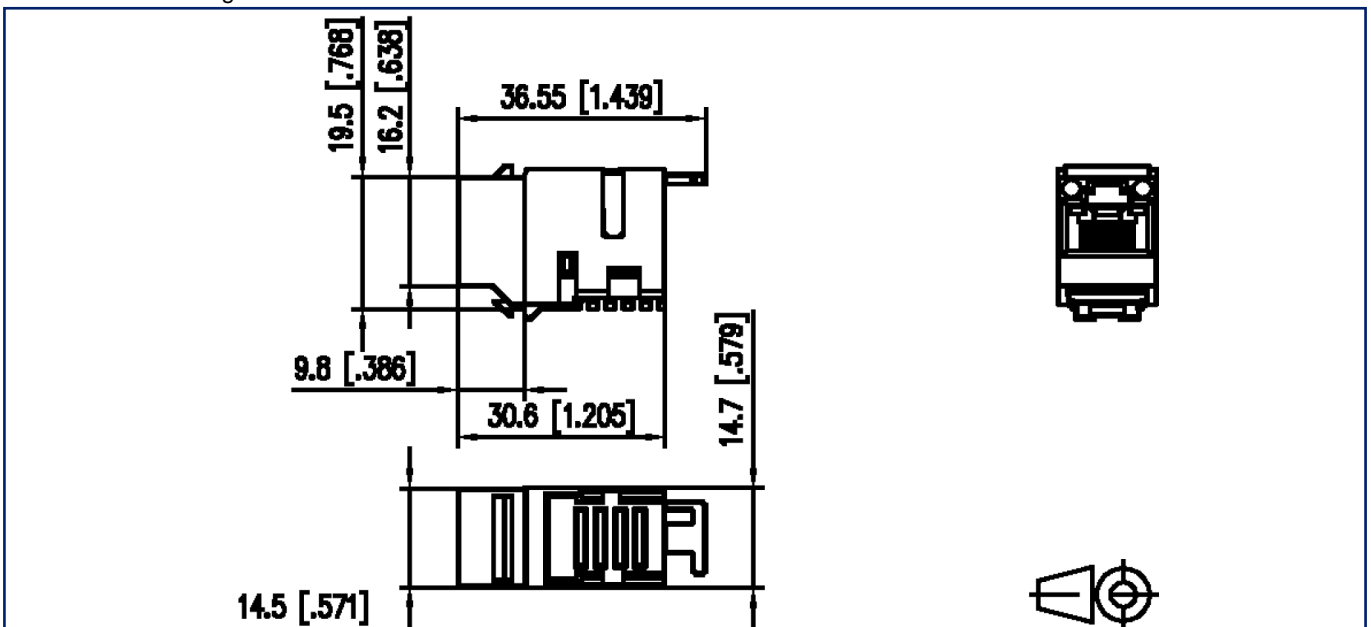


Illustrations

Dimensional drawing



Dimensional drawing



Data sheet
REGplus IP20 FF UTPmodul Cat.6

Page 9/9

P/N
130A108003-E
EAN **4251394686448**
2025/07/07
Version: A

Illustrations

Cut-out

