

Data sheet

OpDAT patch cord MTP-F/MTP-F OS2, 8 fibres


Page 1/4

P/N
151PX8F8F0XXY

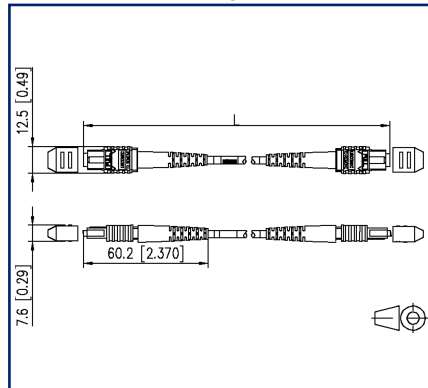
2026/03/12

Version: G

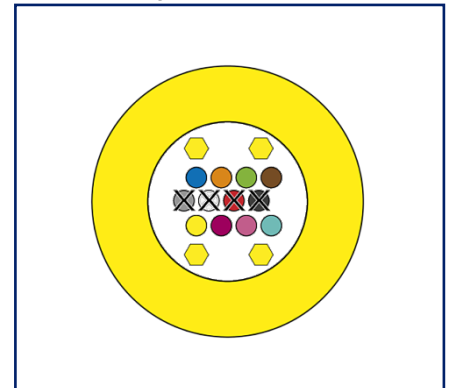
Illustrations



Dimensional drawing



Principle diagram



See enlarged drawings at the end of document

Product specification

- patch cord with 8 SM fibers, assembled on both sides with MPO/MTP® connectors, yellow housing color
- the SM-Elite® ferrules have always a bevelled grinding
- Female connectors (without pins) as standard. Variants with male connectors (with pins) are possible.
- available in assignment variants polarity A or B
- suitable for transmissions of e.g. 4x25 Gbit/s (depending on transceiver technology)
- Cable with aramid fabric, suitable for indoor applications. Diameter available in Ø 2.0 mm and Ø 3.0 mm, sheath color yellow, UV stabilized, flame retardant and halogen free.
- Fiber type: Single mode fiber, E9/125 µm, OS2 (IEC 11801), IEC 60793-2-50 B.1.3 and B.6_a, bend insensitive according to ITU-T G657.A1, compatible to ITU-T G.652.D.
- 100 % tested for insertion loss, return loss and end face geometry
- all patch cords are provided with serial number, barcode and measurement protocol
- all available variants can be created with the MTP® configurator
- MTP® is a registered trademark of US Conec Ltd., USA



Technical Data

General Data

Fields of application	Industrial Ethernet data center
Mechanical measurement according to MICE	M1
Ingress measurement according to MICE	I1
Climatic measurement according to MICE	C1
Electromagnetic measurement according to MICE	E3
Design	patch cord
Transmission technology	Fiber optic
Wiring	Polarity A or B
Color	yellow
Color coding fiber/ wire(s)	EIA/TIA 598
Dimensions	
Dimension - Interface 1 (L x W x H)	60.4 mm x 12.5 mm x 7.6 mm
Dimension - Interface 1 (L x W x H)	2.378 in. x 0.492 in. x 0.299 in.
Dimension - Interface 2 (L x W x H)	60.4 mm x 12.5 mm x 7.6 mm
Dimension - Interface 2 (L x W x H)	2.378 in. x 0.492 in. x 0.299 in.
Mode type of the fiber	Singlemode
Fiber class	OS2
Cable Type	MPO/MTP® cable
Number of fibres each cable/ wire	8
Shape	APC (Angled Physical Contact)

Connections/interfaces

Connector technology interface 1	MPO/MTP®
Connector technology interface 2	MPO/MTP®

Optical characteristics

Insertion loss	max. 0,35 dB
Return loss	min. 65 dB

OpDAT patch cord MTP-F/MTP-F OS2, 8 fibresP/N
151PX8F8F0XXY

2026/03/12

Version: G

Technical Data**Mechanical data**

Bending radius without load	min. 30 mm
Bending radius with load	min. 40 mm

Materials and material properties

Halogen free	yes
RoHS	compliant

Classifications

ETIM 7.0	EC001263
ETIM 8.0	EC001263

Packing details

Type of packaging	1 pc(s) / plastic bag
-------------------	-----------------------

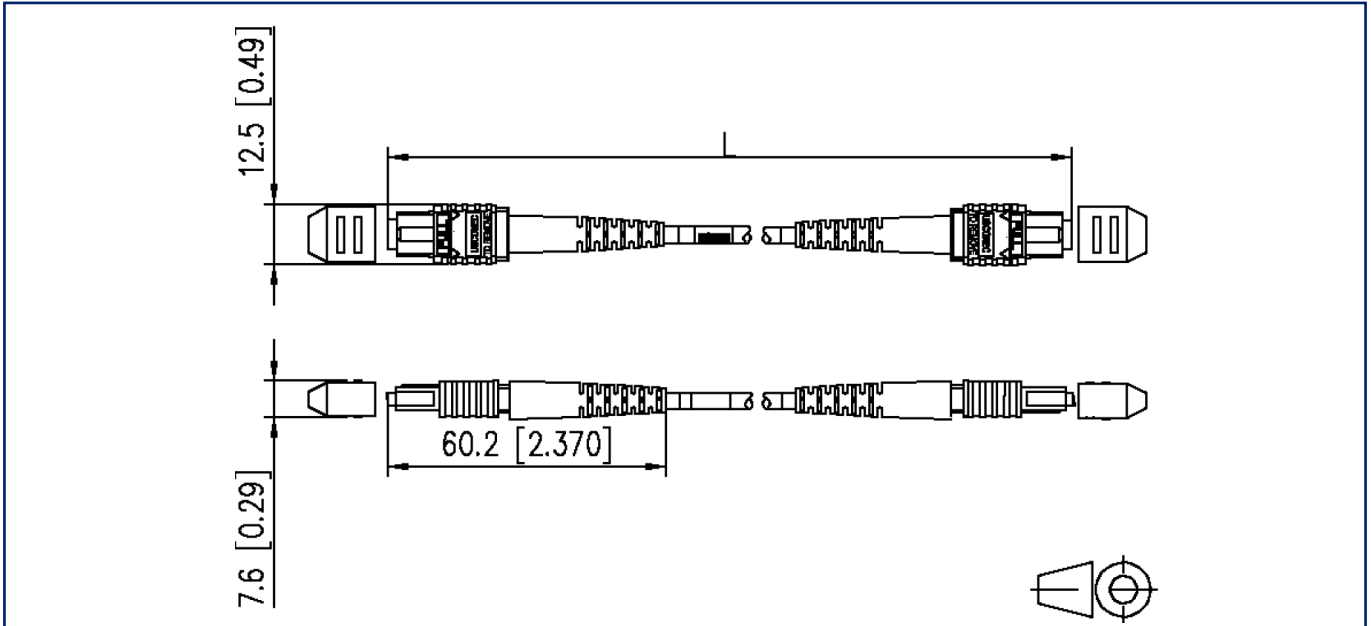
Application note

This product is a standard product of METZ CONNECT. METZ CONNECT is not aware of the specific intended use of the goods by the Customer or any customers of the Customer. The Customer guarantees that it has fully and sufficiently tested the use of the goods and any product modifications, product changes or product enhancements with regard to the specific intended use in accordance with the state of the art or in any other way. At METZ CONNECT's request, the Customer shall submit and make available meaningful evidence (e.g. test and laboratory protocols, certifications, etc.).



Illustrations

Dimensional drawing



Principle diagram

