

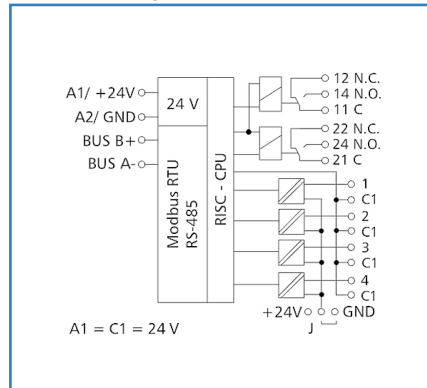
Data sheet

MR-DIO4/2 Modbus RTU

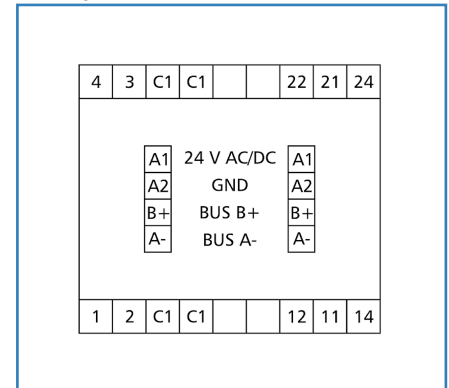
Illustrations



Principle diagram



Wiring



See enlarged drawings at the end of document


Product specification

The Modbus module with 4 digital inputs and 2 relay outputs with manual control was developed for decentralized switching tasks. It is suitable for accommodating, for example, light switches and window contacts in a room, switching 2 light strips or controlling louvers. It can also be used to control 2 motorized fire dampers. In this case it is necessary to protect the relay contacts by appropriate load-dependent measures. The inputs can be used as contact or voltage inputs. The inputs and outputs can be switched and scanned by means of standard registers via a Modbus master. Module address, bit rate and parity are set with 2 rotary switches on the front or by software. Suitable for decentralized mounting on DIN TH35 rail according to IEC 60715 in electrical distribution cabinets.

- Connection with screw type terminal blocks

Data sheet
MR-DIO4/2 Modbus RTU

Technical Data

Approvals	
	Open Energy Management Equipment 34TZ
RS485 interface	
Protocol	Modbus RTU
Address range	00 - 99
Bus interface	RS485 two wire bus with potential equalization in bus or line topology, terminate with 120 Ohm
Transmission parameters	
Transmission rate	min. 1200 Bit/s (Bd) - max. 115200 Bit/s (Bd)
Transmission rate default setting	19200 Bit/s (Bd)
Parity	Odd, None, Even (default setting)
Stopbits	1 (default setting), 2
Supply	
Operating voltage	24 V AC/DC +/- 10 % (SELV)
Power consumption	
Power consumption AC (max.)	200 mA
Power consumption DC (max.)	75 mA
Duty cycle relative	100 %
Inputs	
Digital inputs	4
Voltage input	30 V AC/DC
High signal detection	> 7 V AC/DC
Outputs	
Digital outputs	2
Relay output	2 changeover contacts
Switching voltage	250 V AC
Continuous current	16 A / relay
Switch-on current (max.)	80 A < 20 ms
Total current across all outputs	25 A
Mechanical life	30x10 ⁶ switching cycles
Electrical life	9x10 ⁴ switching cycles

© 2020 METZ CONNECT - Technische Änderungen vorbehalten! Subject to modifications! Sous réserve de modifications techniques!

Data sheet MR-DIO4/2 Modbus RTU

Page 3/9

P/N

1108331326

EAN 4250184135623

2020/05/07

Version: F

Technical Data

Insulation coil - contact set	
Nominal voltage of the power supply system	230 / 400 V AC
Overvoltage category	III II
Pollution degree	2 2
Rated test voltage	4 kV 2.5 kV
Type of insulation	basic insulation reinforced insulation
Housing	
Dimensions	
Dimension (W x H x D)	50 mm x 69.3 mm x 60 mm
Dimension (W x H x D)	1.969 in. x 2.728 in. x 2.362 in.
Total depth with switch/plug	69 mm
Weight	126 g
Mounting style	Standard rail TH35
Built-in	any
Apposition	without distance, The maximum quantity of Modbus modules connected side-by-side is limited to 15 or to a maximum power consumption of 2 Amps (AC or DC) per connection to the power supply. For any similar block of additional modules a separate connection to the power supply is necessary.
Connection type	Screw type terminal blocks
Indicator	green, red and yellow LED
Terminal blocks	
Supply and bus	
Terminal block	4-pole
Solid wire	max. 1.5 mm ² / max. 16 AWG
Stranded wire	max. 1 mm ² / max. 18 AWG
Wire diameter	min. 0.3 mm - max. 1.4 mm
Module connection	
Wire cross section solid	0.2 mm ² - 2.5 mm ² / AWG 22-12
Wire cross section multi	0.25 mm ² - 2.5 mm ² / AWG 22-12
Wire cross section with wire ferrule	0.25 mm ² - 2.5 mm ² / AWG 22-12
Screw torque (max.)	0.5 Nm
Stripping length (min.)	8 mm
Protective circuit	Polarity reversal protection for DC operating voltage, Protection against interchanging power supply and bus

Data sheet
MR-DIO4/2 Modbus RTU

Page 4/9

P/N
1108331326
EAN 4250184135623
2020/05/07
Version: F

Technical Data

Material	
Material - Housing	Polyamid 6.6 V0
Color	gray
Material - Terminal block	Polyamid 6.6 V0
Material - Covers	Polycarbonat
REACH - substance (SVHC)	Lead / 7439-92-1
Protection category according to IEC 60529	
Protection category - housing (acc. to IEC 60529)	IP40
Protection category - terminal blocks (acc. to IEC 60529)	IP20
Temperature range	
Operating	
Temperature - Operating °C	-5 °C - 55 °C
Temperature - Operating °F	23 °F - 131 °F
Storage	
Temperature - Storage °C	-20 °C - 70 °C
Temperature - Storage °F	-4 °F - 158 °F
Classifications	
ETIM 7.0	EC001584
Software and additional documents	
Logiciels et documentation	Further documentation is available for free download at www.metz-connect.com

**Data sheet
MR-DIO4/2 Modbus RTU**

Page 5/9

P/N

1108331326

EAN 4250184135623

2020/05/07

Version: F

Accessories

P/N	Designation
110369	Terminal block Type 259
110486	"HUB DC"
110561	Power supply NG4 24 V DC
11056301	MYD-4M-IP65
11056302	MYD-2M2V-IP65
11056303	MYD-1M1V
31135104	Typ 135 RIACON 135_3.5

Data sheet MR-DIO4/2 Modbus RTU

Page 6/9

P/N

1108331326

EAN 4250184135623

2020/05/07

Version: F

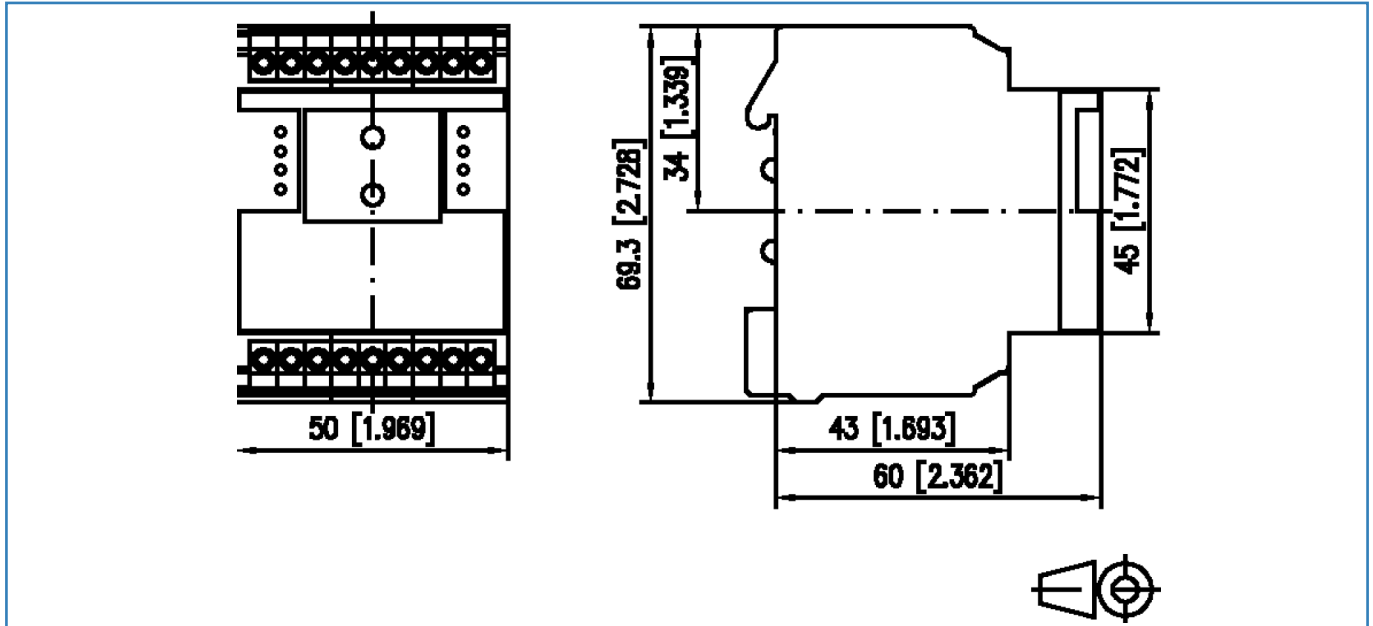
Zubehör von

P/N	Designation
11083001	MR-GW Modbus RTU / Modbus TCP Gateway

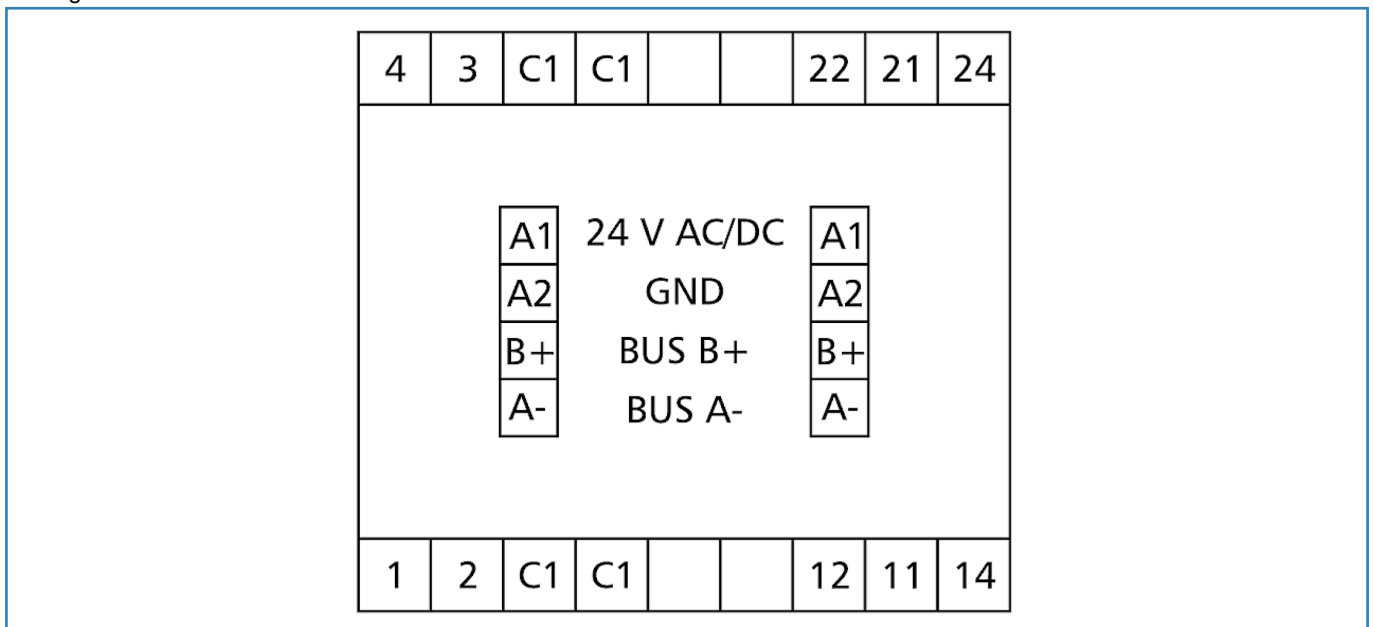


Illustrations

Dimensional drawing

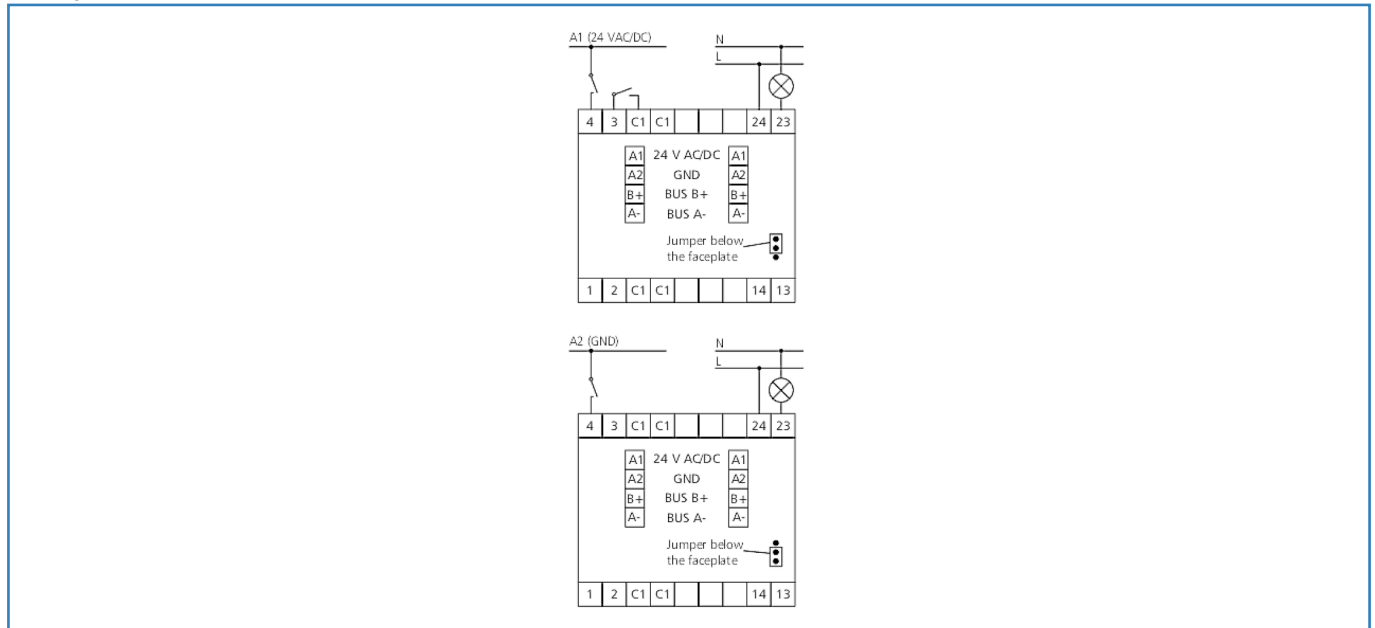


Wiring

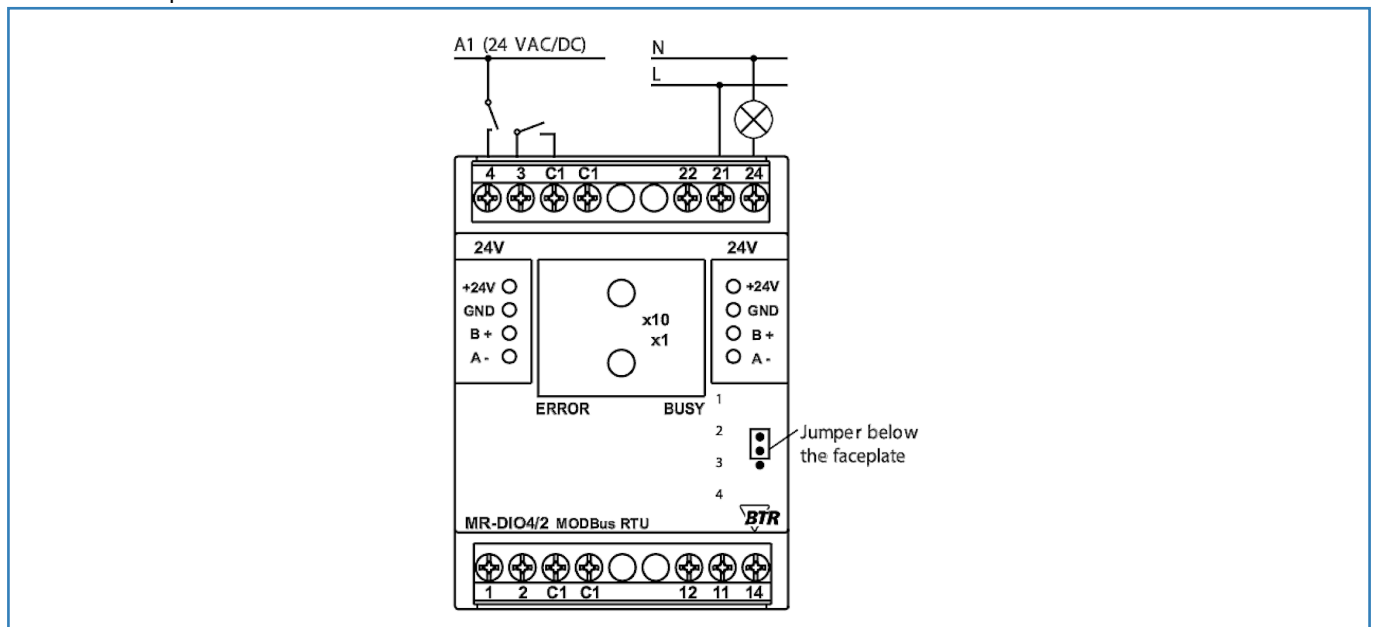


Illustrations

Wiring



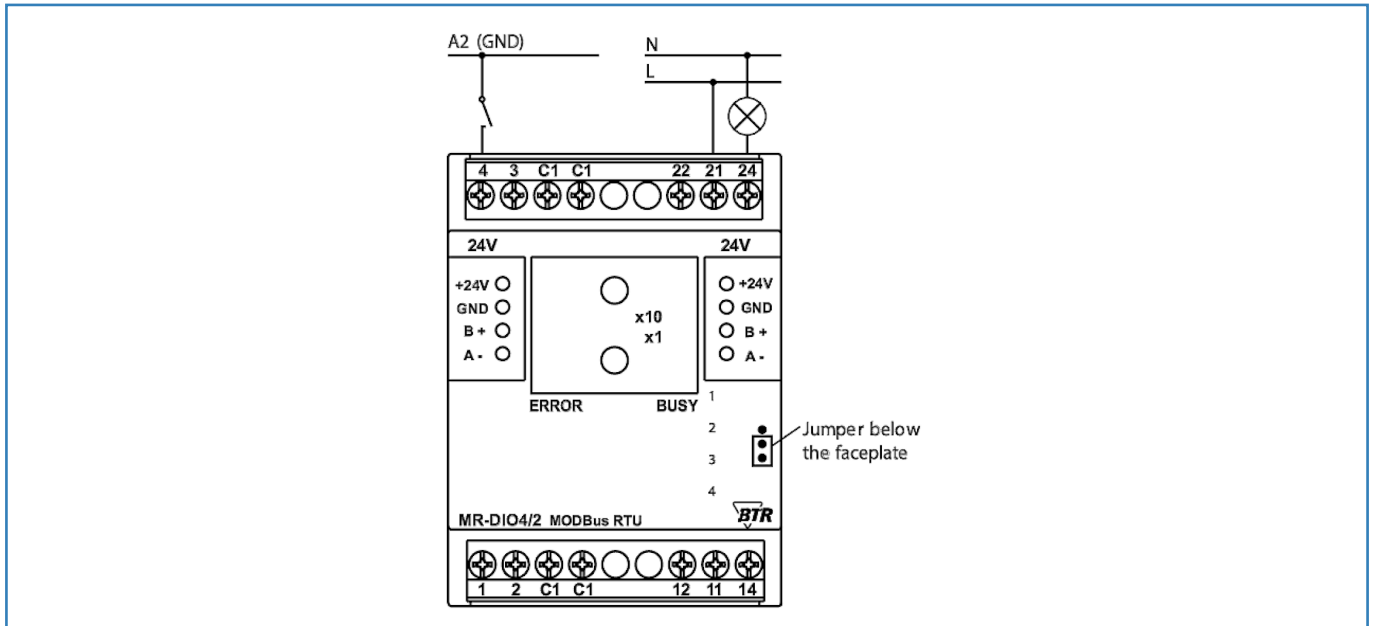
Anschlussbeispiel



Data sheet
MR-DIO4/2 Modbus RTU

Illustrations

Anschlussbeispiel



Principle diagram

