

# Data sheet

## EUW-F-C18 230 V AC

Page 1/5

P/N

1102740570

EAN 4251394620497

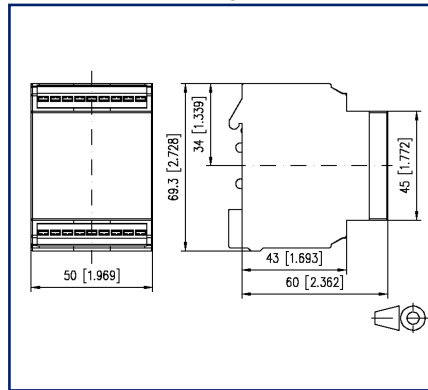
2025/08/18

Version: H

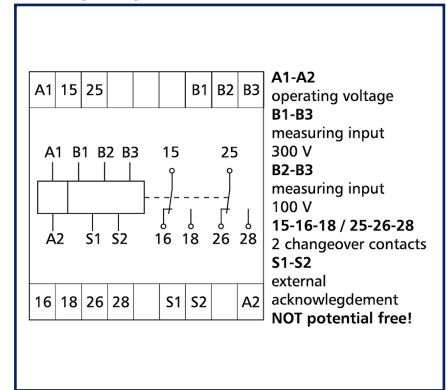
### Illustrations



Dimensional drawing



Wiring diagram



See enlarged drawings at the end of document

### Product specification

Monitoring of direct or alternating voltages in live systems. It is displayed whether the adjusted values are exceeded or not reached, and a switching process is triggered. The integrated 7-segment display indicates the sources of the fault. The voltage to be measured (AC or DC), two measuring ranges, an upper and a lower threshold value, a response delay and the fault memory (ON or OFF) can be adjusted manually on the device. Faults can be acknowledged directly on the device or by means of an external contact.

- Connection with spring clamp terminal blocks (push-in)

**Data sheet**  
**EUW-F-C18 230 V AC**

Page 2/5

P/N  
**1102740570**  
EAN **4251394620497**  
2025/08/18  
Version: H

**Technical Data**

**Supply**

Operating voltage	230 V AC -10% ... +10%
Frequency range	50 Hz
Power consumption (max.)	15 mA
Duty cycle relative	100 %

**Inputs**

Measuring input B1 - B3	10 V - 300 V
Measuring input B2 - B3	1 V - 100 V
Response delay	0.1 s - 9.9 s, adjustable
Switching hysteresis	10 %
Measurement cycle	max. 100 ms
Measurement frequency	max. 200 Hz

**Outputs**

Contacts	2 changeover contacts
Contact material	AgNi
Switching voltage (max.)	250 V AC
Continuous Current	8 A
Pick-up delay	230 V~ 6 A AC1
Switch-off delay	230 V~ 3 A AC3
Switching frequency	360 switching cycles/h
Mechanical life	3x10 <sup>7</sup> switching cycles
Electrical life	1x10 <sup>5</sup> switching cycles
Indicator / Error	2 x 7-segment display
Indicator	green and red LED

**Housing**

Dimensions	
Dimension (W x H x D)	50 mm x 69.3 mm x 60 mm
Dimension (W x H x D)	1.969 in. x 2.728 in. x 2.362 in.
Weight	200 g
Mounting style	Standard rail TH35
Mounting position	any
Apposition	without distance
Connection type	Spring clamp terminal blocks

**Data sheet**  
**EUW-F-C18 230 V AC**

Page 3/5

P/N  
**1102740570**  
EAN **4251394620497**  
2025/08/18  
Version: H

**Technical Data**

<b>Terminal blocks</b>	
Wire cross section solid	0.2 mm <sup>2</sup> - 2.5 mm <sup>2</sup> / AWG 24-14
Wire cross section multi	0.25 mm <sup>2</sup> - 2.5 mm <sup>2</sup> / AWG 24-12
Wire cross section with wire ferrule	0.25 mm <sup>2</sup> - 1.5 mm <sup>2</sup> / AWG 24-16
Stripping length (min.)	8 mm
<b>Material</b>	
Material - Housing	Polyamid 6.6 V0
Color	gray
Material - Terminal block	Polyamid 6.6 V0
Material - Covers	Polycarbonat
<b>Protection category according to IEC 60529</b>	
Protection category - housing (acc. to IEC 60529)	IP40
Protection category - terminal blocks (acc. to IEC 60529)	IP20
<b>Climatic Data</b>	
Operating	
Temperature - Operating °C	-5 °C - 55 °C
Temperature - Operating °F	23 °F - 131 °F
Relative humidity	max. 85 % non-condensing
Storage	
Temperature - Storage °C	-20 °C - 70 °C
Temperature - Storage °F	-4 °F - 158 °F
<b>Power loss</b>	
Power loss (typical)	2.5 W
<b>Classifications</b>	
ETIM 7.0	EC001438
ETIM 8.0	EC001438
ETIM 9.0	EC001438
ETIM 10.0	EC001438

Data sheet

Page 4/5

**EUW-F-C18 230 V AC**

P/N

**1102740570****EAN 4251394620497**

2025/08/18

Version: H

## Technical Data

### Application note

This product is a standard product of METZ CONNECT. METZ CONNECT is not aware of the specific intended use of the goods by the Customer or any customers of the Customer. The Customer guarantees that it has fully and sufficiently tested the use of the goods and any product modifications, product changes or product enhancements with regard to the specific intended use in accordance with the state of the art or in any other way. At METZ CONNECT's request, the Customer shall submit and make available meaningful evidence (e.g. test and laboratory protocols, certifications, etc.).



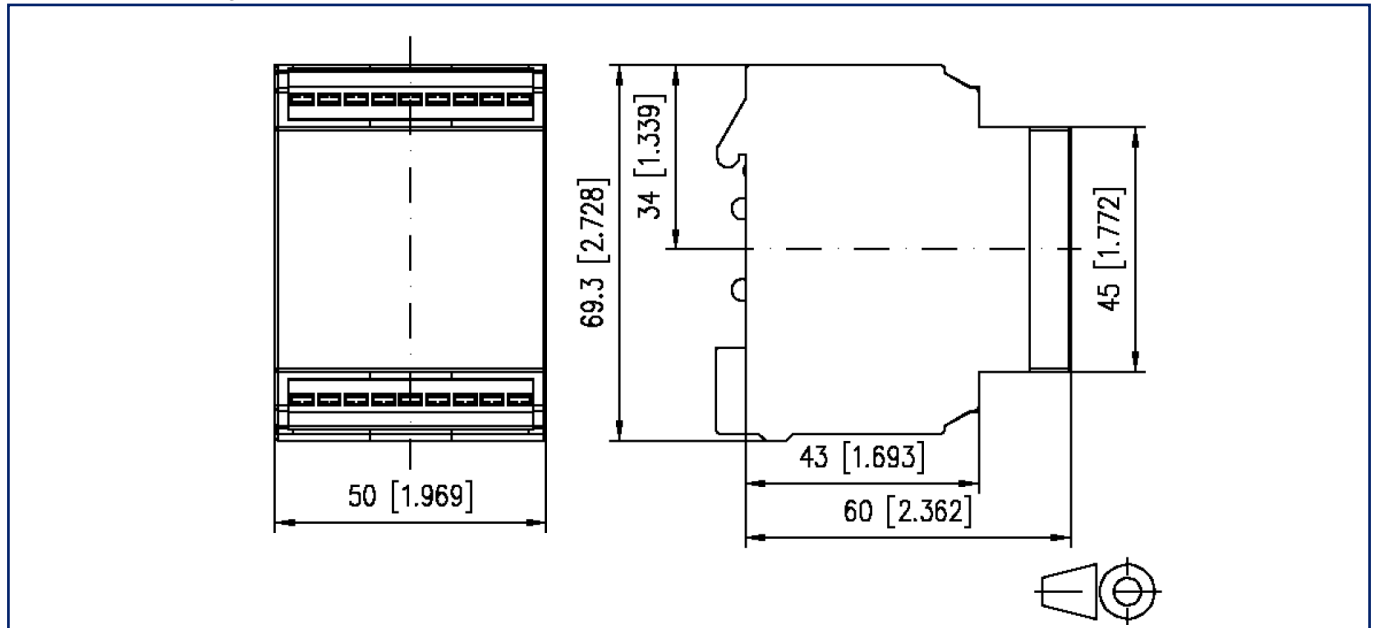
Data sheet  
**EUW-F-C18 230 V AC**

Page 5/5

P/N  
**1102740570**  
 EAN 4251394620497  
 2025/08/18  
 Version: H

**Illustrations**

Dimensional drawing



Wiring diagram

