

Data Sheet

PT113xxVBBN

Page 1/5

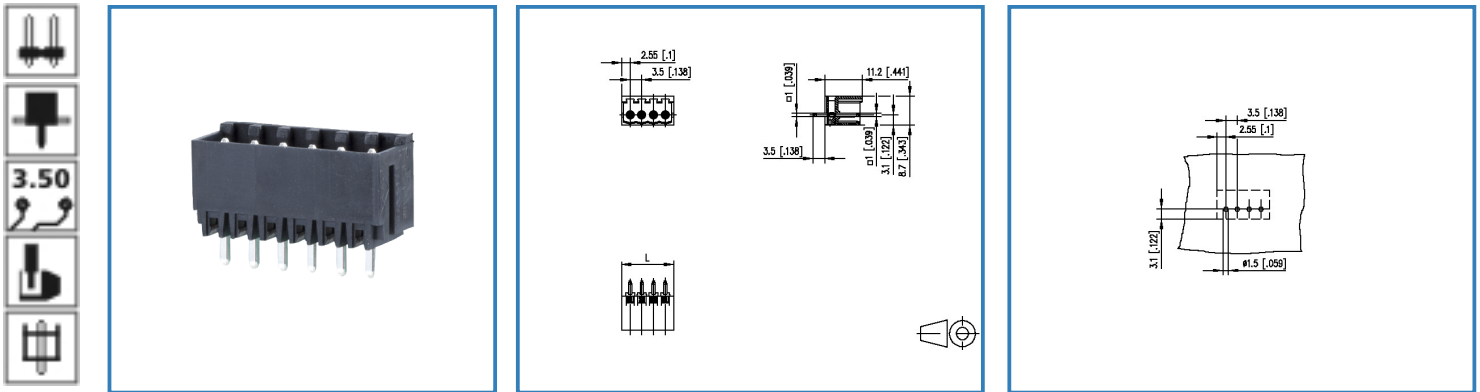
P/N

311831xx

xx=number of poles

2017/05/04

Illustration



see enlarged drawing at the end of the document

Product specification

- pin header, solderable
- centerline 3.50 mm, direction of connection vertical 0°
- closed ends
- color black
- codeable

© 2017 METZ CONNECT - Technische Änderungen vorbehalten! Subject to modifications! Sous réserve de modifications techniques!



Data Sheet



PT113xxVBBN

Technical Data

General Data

Solder pin length	3.5 mm		
min. number of poles	2		
max. number of poles	18		
Insulating material class	CTI 600		
clearance/creepage dist.	2.5 mm		
protection category	IP 00		
Overvoltage category	III	III	II
Pollution degree	3	2	2
Rated voltage	200 V	500 V	500 V
Rated test voltage	2.5 kV	2.5 kV	2.5 kV

Approvals

 V / A	300 / 10
	6 A / 125 V / 2.5 kV / 3 / IEC 61984

Material

insulating material	PA66
flammability class	V0
Glow-Wire Flammability GWFI	960
Glow-Wire Flammability GWIT	775
contact pin material	CuFe
contact pin surface	Ni + Ag

Climatic properties

upper limit temperature	105 °C
lower limit temperature	-40 °C

General

solderability	Acc. to JEDEC JESD22-B102E 245°C/5s
Tolerance	ISO 2768 -mH

© 2017 METZ CONNECT - Technische Änderungen vorbehalten! Subject to modifications! Sous réserve de modifications techniques!



Data Sheet

PT113xxVBBN

Page 3/5

P/N

311831xx

xx=number of poles

2017/05/04

Matching Part to

P/N	Product name
311691	RP013xxVBWN Typ 169

Accessories

P/N	Product name
720243-01-3	720243
720243-02-4	720243

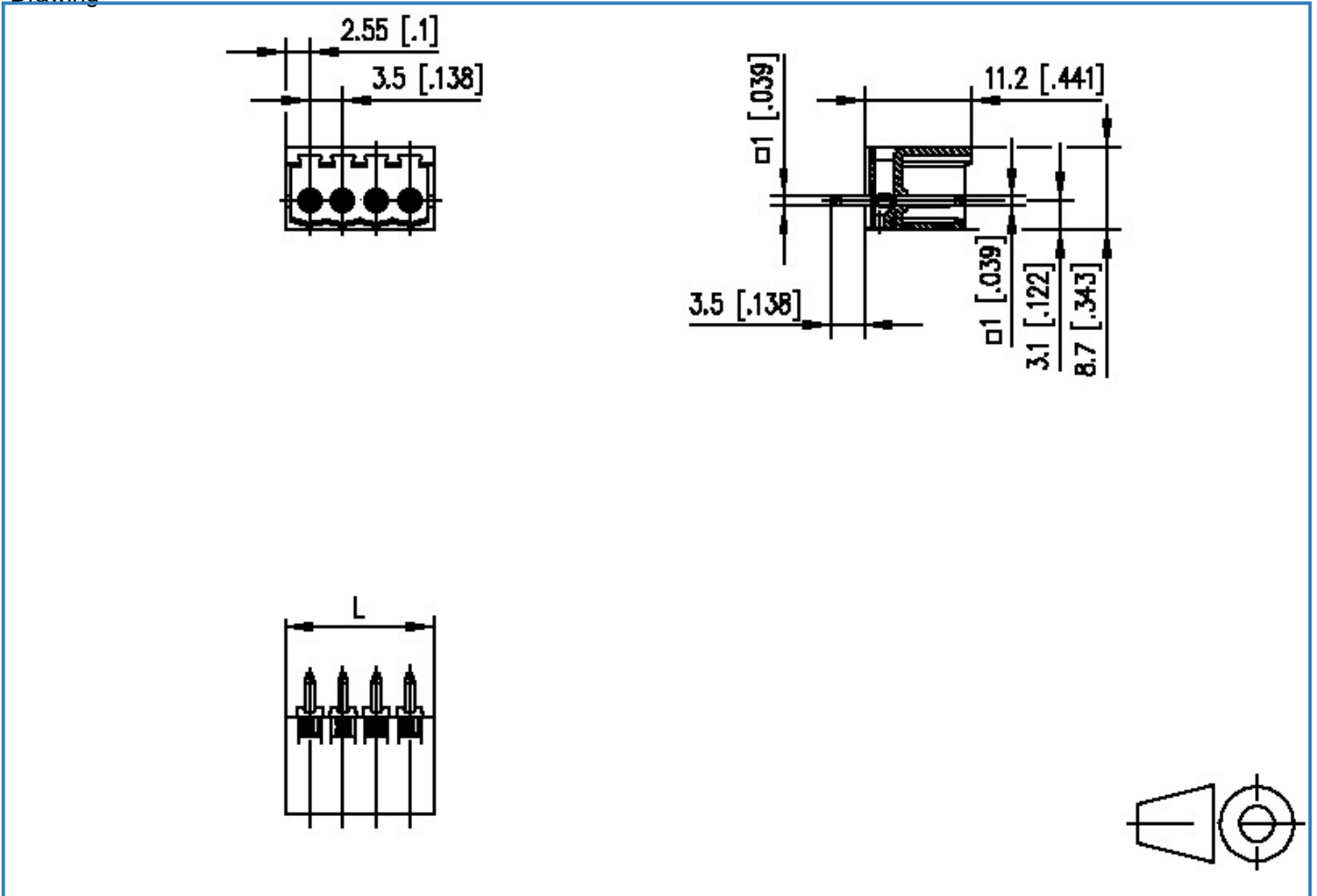


Data Sheet

PT113xxVBBN

Illustration

Drawing



$$L = (\text{pole size} - 1) \times \text{centerline} + 5.1 [0.201]$$

Data Sheet

PT113xxVBBN

Page 5/5

P/N

311831xx

xx=number of poles

2017/05/04

PCB Layout

